

# Aspect

**WINNEBAGO**



## Why Aspect?

- Ultraleather™ furniture
- Swivel cab seats
- LED lighting
- Available Ideal Rest®  
Nouveau digital comfort  
control mattress (NA 27D)
- Rear storage trunk with drain  
plug and folding table
- 4,000-watt Cummins® Onan®  
MicroQuiet™ gas generator
- Available MaxxAir® powered  
ventilator fan with rain cover  
and electric lift
- Available solar panel/battery  
charger system



On the Cover: 27K Crimson Full-Body Paint

27K Grayson with Coffee-Glazed Honey Cherry Cabinetry

## Make Yourself at Home

The Winnebago Aspect® is a Class C coach you'll be proud to call home. Throughout the coach you'll find premium features such as Ultraleather™ furniture and LED lighting that is both energy efficient and elegant. Plus, the Aspect is one of the only Class C coaches to offer dual-pane Contour™ windows and an available Interior Upgrade Package with MCD solar/blackout roller shades, a decorative galley

backsplash, and more. All three floorplans feature a private master bedroom with a flat-panel HDTV and additional sleeping areas on the sofa or dinette. The premium experience continues outside with a large exterior trunk with a drain plug to keep your drinks on ice beneath the powered patio awning with LED lighting. Grab a beverage and make yourself at home in the Winnebago Aspect.



### Recognized Quality

The Recreation Vehicle Dealer Association annually rates RV manufacturers and awards the Quality Circle Award to manufacturers that provide exceptional products, service and support. Winnebago Industries is proud to be the only manufacturer that has received this award every year since its inception.



27K Grayson with Coffee-Glazed Honey Cherry Cabinetry

New interior styling and a new Glazed Driftwood woodgrain option welcome you to the Aspect. All of the furniture is covered in soft Ultraleather for added comfort. Kick up your feet and enjoy the home entertainment center with HDTV and CD/DVD player. More than a dozen upscale features, including a galley backsplash, Corian® sink covers, and MCD solar/blackout roller shades can be added as part of the Interior Upgrade Package. It all helps to make your Aspect feel like home.




Rest Easy Sofa and Table



Rest Easy Sofa as Bed



Roof Vent



Home Theater Sound System



MCD Blackout Roller Shades



27K Galley



3-Burner Range Top

A three-burner range and microwave oven come standard, or you can select the stainless steel microwave/convection oven for additional cooking flexibility. Want more cold storage? Upgrade to the four-door refrigerator/freezer with ice maker and you'll be able to go a few extra days between shopping trips (NA 30J). You can also add a tankless water heater to decrease your LP usage.



27K Pantry



Available Microwave/Convection Oven with Vented Range Fan



Stainless Steel Sink



2-Door Refrigerator/Freezer



Full-Extension Drawer Slides



27K Bedroom

Select the 27K or 30J for a private bedroom complete with a walk-around queen bed and an HDTV. The Ideal Rest® Nouveau digital control mattress can be added for individual firmness control on each side of the bed. In the 27D, the rear dinette converts into a large 60" x 80" bed, while the StudioLoft™ bunk hidden in the ceiling above it drops down to create even more sleeping space for traveling families. The bathroom features a porcelain toilet and a shower with a flexible showerhead and a curved glass shower door (30J) or a retractable, self-cleaning shower door (27D, 27K).



27K Bedroom HDTV



27K Wardrobe



27K Bath



27K Shower



The Aspect makes driving fun with an ergonomic dash configuration, power mirrors, and multi-adjustable cab seats that conform to your body. When the day is done, swivel the cab seats and add the booster cushions to join the conversation in the lounge. Choose the standard radio/rearview monitor with 6" LCD touchscreen, or upgrade to the Rand McNally RV GPS Infotainment Center for turn-by-turn navigation, CD/DVD player, Bluetooth™ connectivity, and a whole lot more.





Front Wraparound Curtain



Cab Seat Booster Cushion



Cab Seats





27K Powered Patio Awning

A large, powered awning with metal wrap and LED lighting creates an amazing patio space. Of course, a great patio has plenty of chairs and a place to set your drinks, which is why we built a large storage compartment into the rear of the coach. It includes a rotocast bin with drain plugs that can be used as a cooler, and a compartment cover that converts into a table. But why stop there? Complete the scene by adding the exterior entertainment center to play all your favorite tunes.



Powered Mirror with Defrost and Camera



LED Awning Lights



Screen Door



Exterior Rear Storage Compartment



Running Board



Exterior Wash Station



Exterior Storage and Table



27K Available Exterior Entertainment Center

### Fiberglass Roof

The crowned, one-piece fiberglass roof is backed by a 10-year limited parts-and-labor roof skin warranty.

### Rubber Can't Cut It

Rubber roofs used by competitors can streak and degrade over time.

### Thermo-Panel® Sidewalls

By layering fiberglass and high-density block foam insulation with welded aluminum support structures, we create some of the industry's strongest, most durable, and lightweight sidewalls.

**Embedded Steel** Metal substructures embedded into the sidewall provide solid attachment points to keep cabinets and appliances mounted securely in place.

**E-Coating** An electrodeposition coating helps protect critical steel components.

**Laser-Cut Tubing** Precision laser cutters create precise joints in structural steel that are stronger and require less welding.



**Interlocking Joints** Specially engineered interlocking joints connect the floor, sidewalls, and roof where competitors often rely on simple screws to bear the weight.



**Solid Framework** Aluminum extruded in our own facility to our exacting standards creates an extremely strong and solid structural framework.

# SUPER STRUCTURE

BUILT TO LAST

Every coach—from our smallest Class C to our largest diesel-pusher model—is built to Winnebago's® legendary SuperStructure® construction design. It's a process developed and refined over more than 50 years of building some of the strongest, most durable coaches in the industry.


**TESTING** Before rolling out of our factories, every coach undergoes an extensive 113-point inspection. Each coach also passes a high-pressure water test that simulates rain at a rate of 50-inches per hour to check for leaks. During the design process, our computer simulations, physical testing center, and rigorous test track ensure each model is built to last.



**DETAILS** At Winnebago, we treat the features you can't see with the same care as the ones you can. Look in the access panels of some of our competitors' coaches and you'll see loose insulation and wires haphazardly strewn about. Winnebago maintains a clean fit and finish throughout so your coach will last for the long haul.



**BUILT IN-HOUSE** We process and finish key aluminum parts. We rotocast our own plastic components. In fact, we manufacture most of our own parts so they are designed to fit the space, rather than fitting the space to an awkward off-the-shelf component size.




**SUPER  
STRUCTURE**  
BUILT TO LAST

Visit [BetterBuiltRVs.com](http://BetterBuiltRVs.com) to gain real insight into what goes into a Winnebago motorhome.

**TAKE A TOUR** We're proud of our processes, state-of-the-art facilities, and the people who make Winnebago number one. We invite you to visit our complex in Forest City, Iowa, for a firsthand look at the dedication and technology behind every motorhome we build.

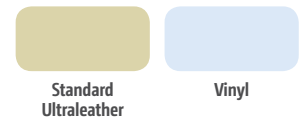
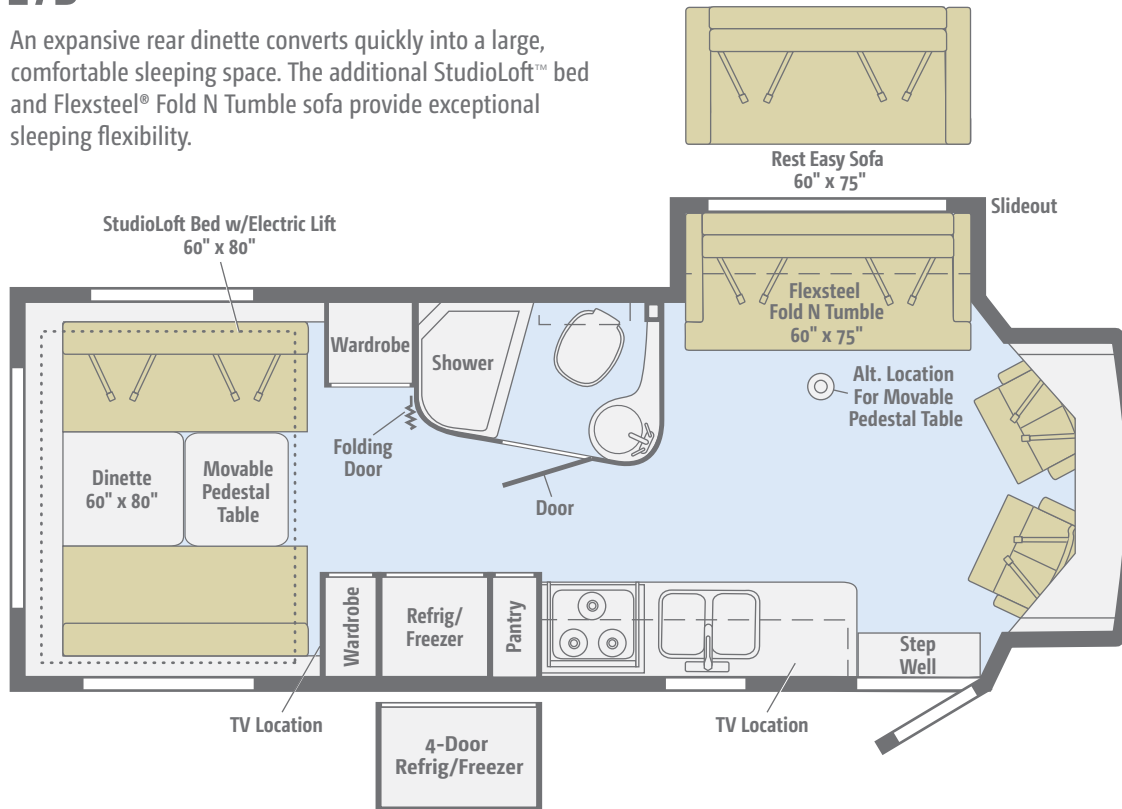
Call (641) 585-6936 or (800) 643-4892 or visit us online at [Winnebagolnd.com/company/visit](http://Winnebagolnd.com/company/visit) for more information.




 [Click here to explore this floorplan's web page.](#)

## 27D

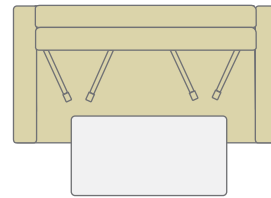
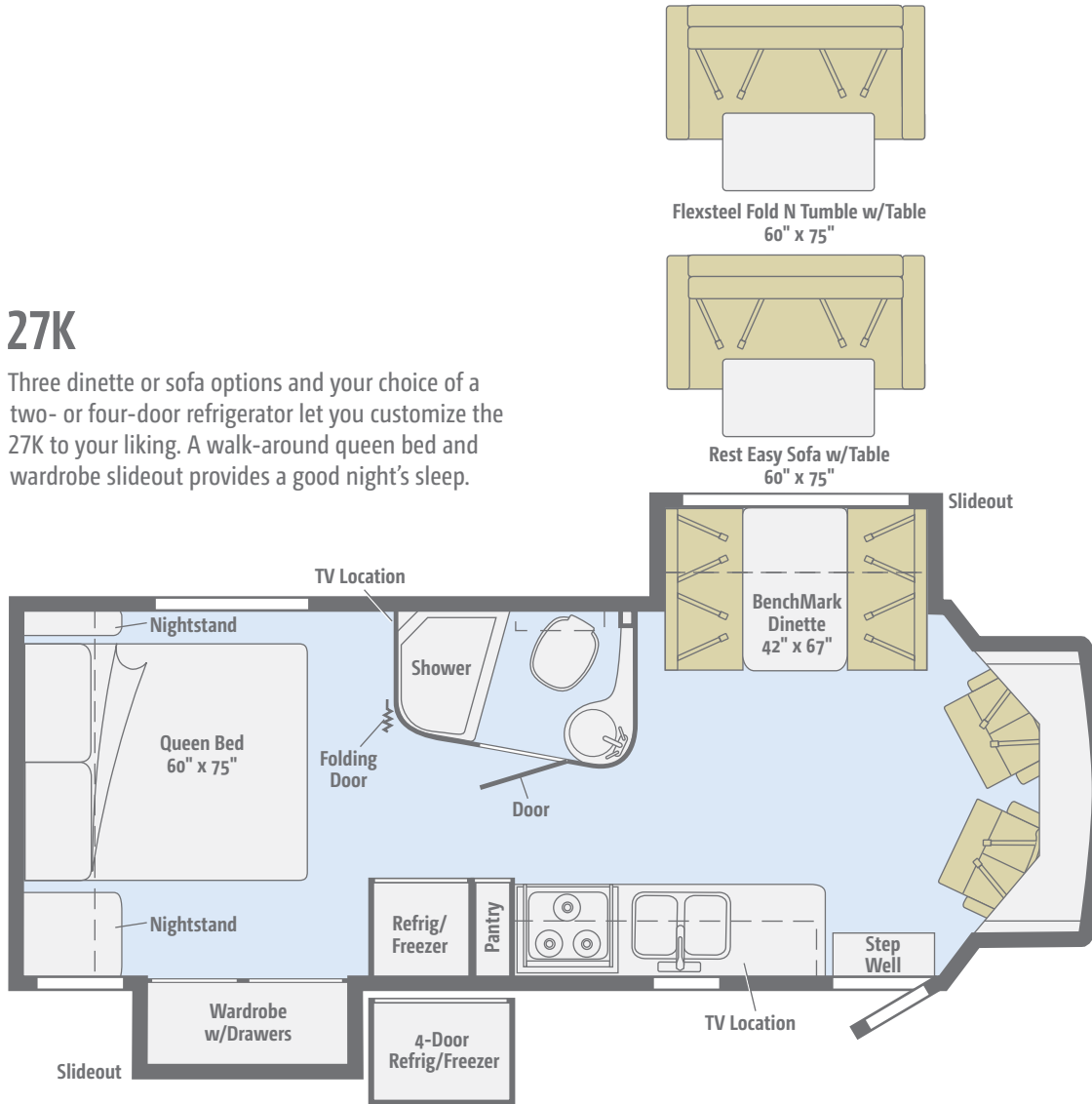
An expansive rear dinette converts quickly into a large, comfortable sleeping space. The additional StudioLoft™ bed and Flexsteel® Fold N Tumble sofa provide exceptional sleeping flexibility.



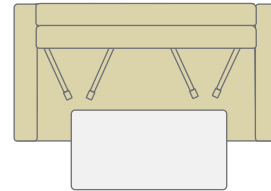
 [Click here to explore this floorplan's web page.](#)

## 27K

Three dinette or sofa options and your choice of a two- or four-door refrigerator let you customize the 27K to your liking. A walk-around queen bed and wardrobe slideout provides a good night's sleep.



Flexsteel Fold N Tumble w/Table  
60" x 75"



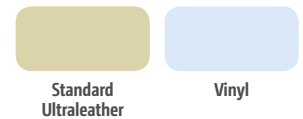
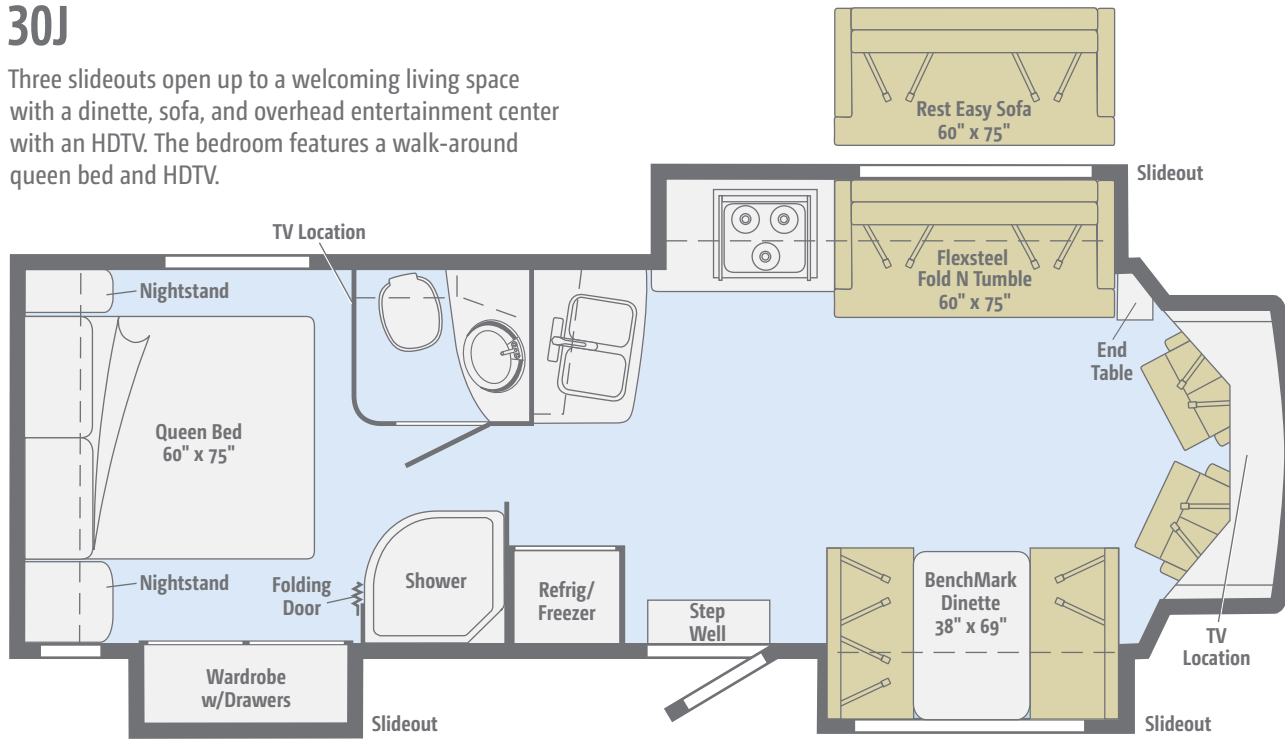
Rest Easy Sofa w/Table  
60" x 75"



Click here to explore this floorplan's web page.

### 30J

Three slideouts open up to a welcoming living space with a dinette, sofa, and overhead entertainment center with an HDTV. The bedroom features a walk-around queen bed and HDTV.



Choose from two fabric collections and three wood finishes.

## Fracture




Ultraleather



Feature Fabric




Bed Cover



Corian Countertop  
(Galley)



Vinyl Flooring



Coffee-Glazed  
Honey Cherry



Coffee-Glazed  
Vienna Maple



Glazed Driftwood

*Winnebago® reserves the right to change décor materials and specifications without notice or obligation.*



Choose from two fabric collections and three wood finishes.

## Mountain View



Ultraleather



Feature Fabric



Bed Cover



Corian Countertop  
(Galley)



Vinyl Flooring



Coffee-Glazed  
Honey Cherry



Coffee-Glazed  
Vienna Maple



Glazed Driftwood

*Winnebago® reserves the right to change décor materials and specifications without notice or obligation.*

Choose deluxe graphics or from four stylish full-body paint selections.



**Light Bronze**  
DELUXE GRAPHICS

Choose deluxe graphics or from four stylish full-body paint selections.



**Crimson**  
FULL-BODY PAINT



**Garnet**  
FULL-BODY PAINT

Choose deluxe graphics or from four stylish full-body paint selections.



**Silver Smoke**  
FULL-BODY PAINT



**Windveil**  
FULL-BODY PAINT

Weights & Measures	27D	27K	30J
Length	29'5"	29'5"	32'4"
Exterior Height <sup>1</sup>	10'4"	10'4"	10'3"
Exterior Width <sup>2</sup>	7'11"	7'11"	7'11"
Exterior Storage <sup>3</sup> (cu. ft.)	46.5	93	102
Awning Length	19'	19'	15'
Interior Height	6'5"	6'5"	6'5"
Interior Width	7'8"	7'8"	7'8"
Freshwater Tank Capacity <sup>4</sup> (gal.)	27	34	34
Water Heater Capacity (gal.)	6	6	6
Optional Water Heater Capacity (gal.)	Continuous	Continuous	Continuous
Holding Tank Capacity - Black/Gray <sup>4</sup> (gal.)	34/31	34/31	26/34
LP Capacity <sup>5</sup> (gal.)	18	18	18
Fuel Capacity (gal.)	55	55	55
GCWR <sup>6</sup> (lbs.)	22,000	22,000	22,000
GVWR (lbs.)	14,500	14,500	14,500
GAWR - Front (lbs.)	5,000	5,000	5,000
GAWR - Rear (lbs.)	9,600	9,600	9,600
Wheelbase	200"	200"	220"
Seating Capacity	6	6	7

## Ford® E450 Chassis

305-hp 6.8L V10 SEFI Triton® engine

TorqShift™ 6-speed automatic transmission w/overdrive

120-amp. alternator

4-wheel ABS

Trailer Hitch® 5,000-lb. drawbar/350-lb. maximum vertical tongue weight and wiring w/7-pin connector

Stainless steel wheel liners

Rear auxiliary air springs

### OPTIONAL EQUIPMENT

Hydraulic leveling jacks w/automatic controls

Stylized aluminum wheels

## Cab Conveniences

**Cab seats** hinged armrests, fixed lumbar support, and multi-adjustable slide/swivel/recline

**Radio/Rearview Monitor System** DVD receiver with 6.2" LCD color touch screen, handheld remote, iPod®/MP3 input, rear color camera, Bluetooth®, SiriusXM®-ready, Spotify®, AppRadio One

**Dual airbags**

**3-point seat belts**

**Chassis/house battery radio power switch**

**Power assist steering w/tilt wheel**

**Cruise control**

**12-volt powerpoints**

**Power door locks**

**Sunvisors**

**Power exterior mirrors w/defrost**

**Cab mat** (rubber)

### OPTIONAL EQUIPMENT

**Infotainment Center with Rand McNally RV GPS**

6" touch screen color monitor w/split screen function, Rand McNally RV GPS safe & easy routing, amenities & tools, trips & content, turn-by-turn voice guidance, AM/FM radio w/CD/DVD player, handheld remote, SiriusXM™ (subscription not included), iPod® and USB connections, Bluetooth™, color rearview camera

**Sideview color camera system** (cameras mounted to exterior mirrors)

**SiriusXM® satellite radio prep, receiver, antenna** (subscription not included)

## Interior

**Home Theater Sound System** receiver, DVD player, amplifier, 5 speakers, subwoofer

**28" HDTV** (27D, 27K)

**40" HDTV** (30J)

**USB/multi-outlet charging stations**

**LED lights**

**Satellite system ready**

**Video selection system**

**Front wraparound curtain**

**MCD blackout roller shades**

**Tinted windows**

**Soft vinyl ceiling**

**Amplified digital HDTV antenna**

**OnePlace® systems center**

**Powered roof vent** (bath)

**Powered ventilator roof vent** (bedroom)

**Roof vent** (lounge)

**Powered StudioLoft™ bed w/LED lights** (rear of coach) (27D)

### OPTIONAL EQUIPMENT

**Skylight w/sliding screen, pleated shade, and vent**

**Interior Upgrade Package** galley backsplash, cab seat lounge cushions (2), dash and beverage tray appliqué, carpet floor mat in the cab, decorative wall mirror (27D, 27K), decorative picture (30J), Corian® sink and range covers, 2 sofa throw pillows, MCD solar/blackout roller shades (in select areas)

**Winegard® automatic satellite TV antenna system**  
**Winegard HD-ready in-motion satellite TV antenna system**

**Frameless, dual-pane windows**

**Deluxe powered ventilator fan** w/rain cover, remote, and thermostat (bedroom)

## Galley

**Polished Corian® countertops**

**Flip-up Corian countertop extension** (30J)

**2-door refrigerator/freezer**

**3-burner range top w/storage below**

**Microwave oven w/vented range fan** (touch control)

**Double-bowl stainless sink**

### OPTIONAL EQUIPMENT

**Cold water filtration system**

**Stainless steel microwave/convection oven w/range fan** (touch control)

**4-door refrigerator/freezer w/icemaker** (27D, 27K)

## Bath

**Skylight**

**Flexible showerhead**

**Curved textured glass shower door** (30J)

**Retractable, self-cleaning screen shower door** (27D, 27K)

**Porcelain toilet w/foot pedal and sprayer**

**Water pump switch**

**Stainless steel sink**

**Towel bar** (27D, 27K)

## Bedroom

**Queen bed** w/foam mattress, headboard, bedspread, pillows, and pillow shams (27K, 30J)

**24" HDTV**

### OPTIONAL EQUIPMENT

**Queen Ideal Rest® Nouveau digital control mattress w/remotes** (27K, 30J)

## Exterior

**Powered patio awning w/metal wrap w/LED lighting**

**Porch light w/interior switch**

**Stepwell light w/interior switch**

**Premium high-gloss skin**

**Rear mud flaps**

**Large rear storage compartment w/rotocast compartments w/drain plugs, cover/30" x 72" folding table**

**Fiberglass running boards w/wheel lips**

### OPTIONAL EQUIPMENT

**Entertainment Center** AM/FM stereo, CD/DVD player w/remote, audio and video jacks, 2 exterior speakers

## Heating & Cooling System

**15,000 BTU high-efficiency air conditioner w/heat pump**

**30,000 BTU low-profile, ducted furnace**

## Electrical System

**Exterior AC duplex receptacle and TV jack**

**4,000-watt Cummins® Onan® MicroQuiet™ gas generator**

**AC/DC load center, 45-amp. converter/charger**

**Power Cord Compartment** 30-amp. power cord, shoreline/generator automatic changeover switch, cable TV input, portable satellite dish hookup

**Coach battery disconnect system**

**Automatic dual-battery charge control**

**Auxiliary start circuit**

**2 deep-cycle, Group 31 Marine/RV batteries**

**1,000-watt DC/AC inverter**

### OPTIONAL EQUIPMENT

**100-watt solar panel/battery charger** w/controller, junction box, and plug for additional portable solar panel

## Plumbing System

**Rear Trunk w/Service Center** pressurized city water hookup w/diverter valve, exterior wash station w/lighted pump switch

**Drainage valve compartment**

**Gravity water tank fill w/lockable door**

**10' sewer hose**

**6-gallon electric ignition, 110-volt/LP water heater w/Energy Management System**

**TrueLevel holding tank monitoring system**

**Winterization Package** water heater bypass valve and siphon tube

**Permanent-mount LP tank w/gauge**

**Heated holding tank compartment**

**On-demand water pump**

**Holding tank flushing system**

**Sewage pump** (macerator) (27D, 27K)

### OPTIONAL EQUIPMENT

**Tankless water heater**

## Safety

**Child seat tether anchor** (dinette) (27K, 30J)

**LP, smoke, and carbon monoxide detectors**

**10 BC fire extinguisher**

**Ground fault interrupter**

**High-mount brake lamps**

## Warranty<sup>7</sup>

**12-month/15,000-mile basic limited warranty<sup>8</sup>**

**36-month/36,000-mile limited warranty on structure<sup>8</sup>**

**10-year limited parts-and-labor warranty on roof skin<sup>8</sup>**

### FOOTNOTES

1. The height of each model is measured to the top of the tallest standard feature and is based on the curb weight of a typically equipped unit. The actual height of your vehicle may vary by several inches depending on chassis or equipment variations. Please check with your dealer for further information.
2. Floorplans feature a wide-body design - over 96". In making your purchase decision, you should be aware that some states restrict access on some or all state roads to 96" in body width. Before making your purchase decision, you should confirm the road usage laws in the states of interest to you.
3. The load capacity of your motorhome is designated by weight, not by volume, so you cannot necessarily use all available space when loading your motorhome.
4. Capacities are based on measurements prior to tank installation. Slight capacity variations can result due to installation applications.
5. Capacities shown are tank manufacturer's listed water capacity (W.C.). Actual filled LP capacity is 80% of listing due to overfilling prevention device on tank.
6. Actual towing capacity is dependent on your particular loading and towing circumstances which includes the GVWR, GAWR, and GCWR as well as adequate trailer brakes. Please refer to the Operator's Manual of your vehicle for further towing information.
7. See separate chassis warranty.
8. See your dealer for complete warranty information.

NA Not Available

Not all items available in combination. See dealer for details.

Winnebago's® continuing program of product improvement makes specifications, equipment, model availability, and prices subject to change without notice. Published content reflects the most current product information at time of printing. Please consult your dealer for individual vehicle features and specifications.



Let us host  
your next

# Adventure



[WGOAdventures.com](http://WGOAdventures.com)



Show your Winnebago love  
with high-quality gifts and wearables.



Apparel | Gifts | Parts | Gear

[WinnebagoOutdoor.com](http://WinnebagoOutdoor.com)

Find your style



Connect with Winnebago (Click one of the following)



Like us



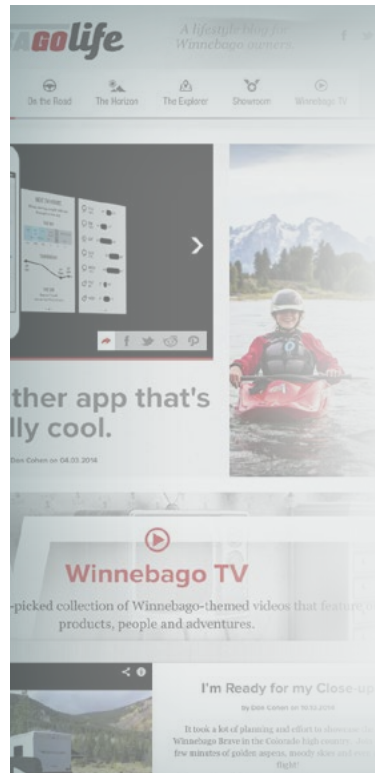
Follow us



Watch us

## WinnebagoInd.com Has All The Answers

Visit [WinnebagoInd.com](http://WinnebagoInd.com) on your computer, smartphone, or tablet for the latest product information and updates.



## Welcome to GoLife!

Visit our lifestyle blog for motorhome news, personal travelogues, and community stories.

[WinnebagoLife.com](http://WinnebagoLife.com)

# GoLife

# **PREFERRED CARE PROGRAM**

We back our motorhomes with best-in-class support both before and after the sale:

- 12-month/15,000-mile basic limited warranty
  - 36-month/36,000-mile limited warranty on structure
  - 10-year limited parts-and-labor warranty on fiberglass roof
  - Complimentary 24-hour roadside assistance program
- TripSaver® Fast Track Parts guarantees that in-stock warranty parts ship directly to your dealer within 24 hours
  - National dealer service network



For more information:  
[WGOService.com](http://WGOService.com)



From RV to personal insurance, Winnebago RV Insurance can provide all the coverage and services you need to feel at home on the road.

**For more information:**  
**(800) 642-4892**



## CONTACT US

### GENERAL INQUIRIES

Corporate Switchboard  
(641) 585-3535

### CURRENT PRODUCT OWNER AND SERVICE-RELATED INQUIRIES

(800) 537-1885  
or [winnebagoind.com](mailto:winnebagoind.com)

### NEW VEHICLE SALES INQUIRIES

[sales@winnebagoind.com](mailto:sales@winnebagoind.com)

### FAX

(641) 585-6966

### POSTAL ADDRESS

Winnebago Industries, Inc.  
P.O. Box 152  
Forest City, IA 50436

### STREET ADDRESS

Winnebago Industries, Inc.  
605 West Crystal Lake Road  
Forest City, IA 50436



## Join the Club, Join the Fun

Here's the perfect way to begin your life on the road as the owner of a new Winnebago – by joining the exclusive WIT Club. Start your adventure with other fun-loving WIT Club members from across the country and get the most out of your new Winnebago motorhome.



### Members enjoy:

- Caravans and rallies
- Newsletters
- Local and state group activities
- RV travel benefits

See more at  
[WITClub.com](http://WITClub.com)



## Grand National Rally

Each year, thousands of Winnebago owners descend upon Forest City, Iowa. Rally-goers enjoy an unforgettable week reconnecting with friends, taking tours, participating in activities, and more. Join the adventure next July!