

# CONCORD

by Coachmen



# CONCORD

CLASS C MOTORHOMES



EXPLORING THE OUTDOORS IN STYLE.



**CONCORD** INTERIOR FEATURES



300DS shown with Vanilla Bean décor



At Coachmen, we pride ourselves in providing you with an RV that offers the most standard feature content on the market, allowing you to fully immerse yourself into any adventure!

## KITCHEN

- Luxurious hardwood cabinet door and drawer fronts
- 1-piece, self-edged Thermofoil countertops
- Sealed burner range w/Slim Line vent

## LIVING

- LED Lighting throughout
- Day/night shades throughout
- Upgraded furniture and fabrics
- Congoleum® Designer Series flooring
- Front entertainment center with 32" LCD TV, DVD player and sound bar
- Integrated back-up monitor and AM/FM Stereo/CD Player/Bluetooth (GPS ready)
- Swivel pilot and passenger seats (optional)
- Even Cool ceiling ducted A/C System

## BEDROOM

- 60" wide queen bed with standard upgraded Serta mattress
- Large wardrobes and closets
- Panoramic rear window
- Pleated day/night shades
- 24" LCD TV w/DVD (option)
- TV prep (standard)



The Concord Class C provides a luxurious and convenient solution to both traveling and RVing. This smart, travel-minded Class C is equipped and built with an attitude of providing the “best” in form, fit and function. Inside you'll notice emphasis on clean lines, luxurious appointments and comfort. Outside the Concord boasts curved sidewalls with sleek, stylish front and rear fiberglass caps that give Coachmen Concord its distinctive high-end look and an

aerodynamic, easy to drive profile. Driving a Concord says you want the Best in Class C styling, amenity and handling.



300DS shown with Vanilla Bean décor



## CONCORD INTERIOR FEATURES




**300DS shown with Vanilla Bean décor**

Seating areas convert into sleeping areas • Large windows • Booth seating with Dream Dinette • Seat belts at every occupancy seat • Thermofoil dinette tops • Convection oven • LED Interior lights • Bedroom power vents • 3-burner gas range with sealed burners and optional removable carpet



# CONCORD EXTERIOR FEATURES



1 1/2" thick aluminum cage construction, color-infused, hi-gloss fiberglass sidewalls. (standard)



Slide room awnings (where applicable) to protect your slide room from debris.



Coachmen's Even Cool™ air conditioning system is ducted through the crowned, vacuum-bonded roof. The system uses AMOCO insulated ductwork with radiused corners to provide maximum cooling efficiency.

TPO roof membrane – lightweight, durable and easy to maintain.



Molded fiberglass front and rear caps w/integrated LED Lighting add a sleek automotive touch.



Privacy windshield cover (optional).



Long Arm Power Heated Exterior Mirrors w/Remote



LED Clearance, marker and tail lights



Firestone Ride Rite air assist suspension



Azdel SuperLite™ sidewall substrate – lightweight, durable and moisture resistant.

Stainless steel wheel inserts

Fiberglass running boards & fender skirts



Concord's one-touch power awning features adjustable arms for ease of use.



Standard ONAN 4.0kw gas generator with auto transfer switch.



Exterior Entertainment Center w/32" LCD TV/Stereo/DVD and Speakers. (optional Luxury Package)



Solar Panel Plug-in Connection (Solar panel sold separately)



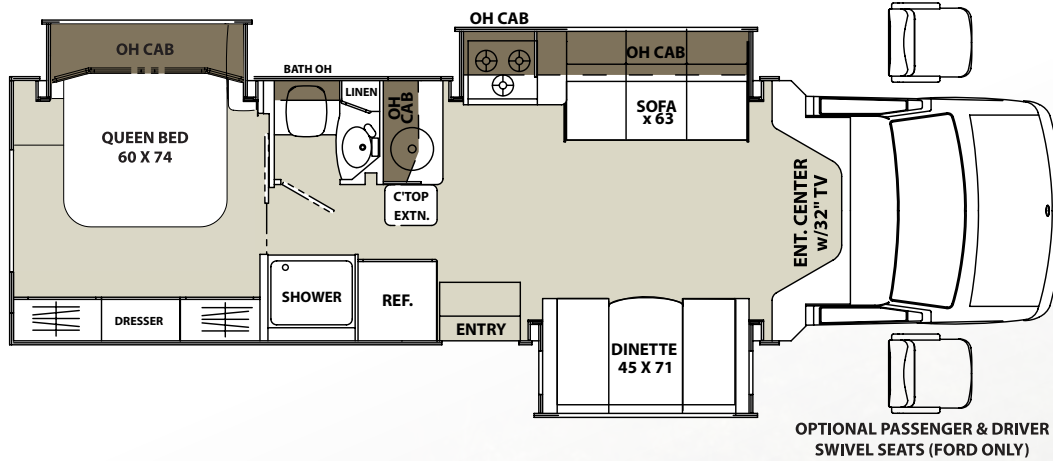
Power entry step with 80" entry door and auxiliary battery box.



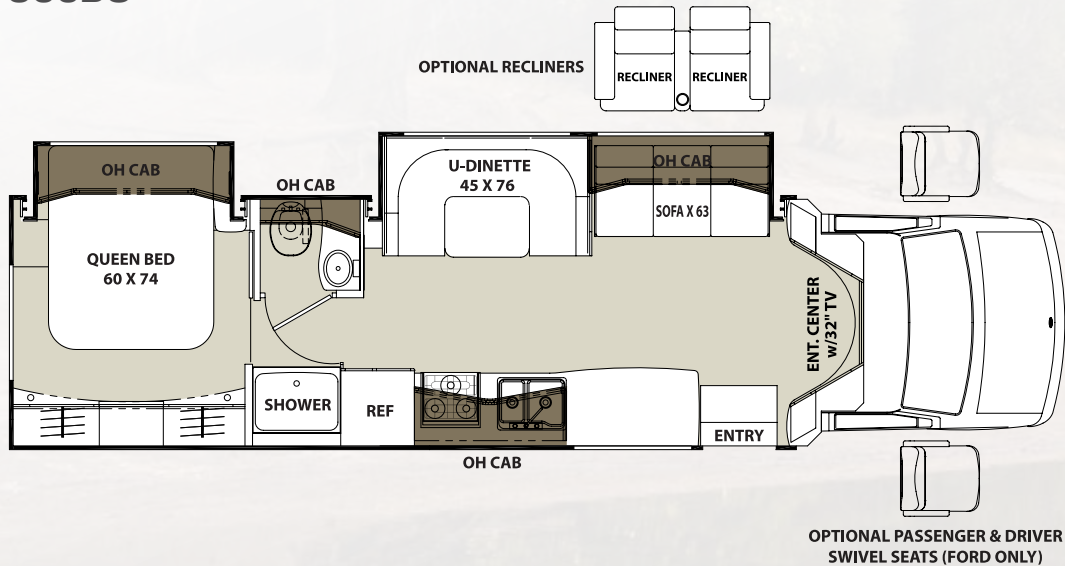
Fresh water fill, city hook-up, black water flush panel and pump switch winterize.



## 300TS



## 300DS



## SPECIFICATIONS

MODEL	300TS	300DS
CHASSIS	4500-CHEVY / E450-FORD	4500-CHEVY / E450-FORD
ENGINE	V8-6.0L / V10-6.8L	V8-6.0L / V10-6.8L
HORSE POWER	324 / 305	324 / 305
TORQUE	373 / 420	373 / 420
WHEEL BASE	209" / 208"	224" / 223"
GVWR* (LBS.)	14,200 / 14,500	14,200 / 14,500
GCWR* (LBS.)	20,000 / 22,000	20,000 / 22,000
UVW* (APPROX. LBS.)	11,975 / 12,085	11,875 / 11,955
CCC (APPROX. LBS.)	2,225 / 2,415	2,325 / 2,505
GAWR FRONT (LBS.)	4,600 / 5,000	4,600 / 5,000
GAWR REAR (LBS.)	9,600 / 9,600	9,600 / 9,600
INTERIOR HEIGHT	6' 6"	6' 6"
EXTERIOR WIDTH	8' 0"	8' 0"
EXTERIOR HEIGHT (W/ A/C)	10' 8"	10' 8"
EXTERIOR LENGTH (W/ HITCH)	31' 6" / 31' 0"	33' 3" / 32' 9"
HITCH WEIGHT (LBS.)	5,000 / 7,500	5,000 / 7,500
FUEL CAPACITY (GAL.)	57 / 55	57 / 55
LP CAPACITY (LBS.)	85	85
FRESH WATER CAPACITY (GAL.)	43	43
WATER HEATER CAPACITY (GAL.)	6	6
GREY TANK CAPACITY (GAL.)	53	53
BLACK TANK CAPACITY (GAL.)	28	28
EXTERIOR STORAGE (CU. FT.)	36	43
AWNING LENGTH (FT.)	20'	19'

**GVWR (Gross Vehicle Weight Rating)** is the maximum permissible weight of the unit when fully loaded. It includes all weights, inclusive of all fluids, occupants, cargo, optional equipment and accessories. For safety and product performance do NOT exceed the GVWR.

**GCWR (Gross Combined Weight Rating)** is the maximum permissible loaded weight of your motor home and any towed trailer or towed vehicle. Actual GCWR of this vehicle may be limited by the sum of the GVWR and the installed hitch receiver maximum capacity rating; see hitch rating label for detail.

**GAWR (Gross Axle Weight Rating)** is the maximum permissible weight, including cargo, fluids, optional equipment and accessories that can be safely supported by each axle.

**UVW (Unloaded Vehicle Weight) \*** is the typical weight of the unit as manufactured at the factory. It includes all weight at the unit's axle(s), including full fuel, all fluids and LP Gas. The UVW does not include cargo, fresh potable water, additional optional equipment or dealer installed accessories.

\*Estimated Average based on standard build optional equipment.

**CCC (Cargo Carrying Capacity) \*\*** is the amount of weight available for fresh potable water, cargo, passengers, additional optional equipment and accessories. CCC is equal to GVWR minus UVW. Available CCC should accommodate fresh potable water (8.3 lbs per gallon). Before filling the fresh water tank, empty the black and gray tanks to provide for more cargo capacity.

\*\* Estimated average based on standard build optional equipment

Each Coachmen motorhome is weighed at the manufacturing facility prior to shipping. A label identifying the unloaded vehicle weight of the actual unit and the cargo carrying capacity is applied to every Coachmen motorhome prior to leaving our facilities.

The load capacity of your unit is designated by weight, not by volume, so you cannot necessarily use all available space when loading your unit.

Actual towing capacity is dependent upon your particular loading and towing circumstances, which includes the GVWR, GAWR and GCWR as well as adequate trailer brakes. Please refer to the Operator's Manual of your vehicle for further towing information.



## STANDARD

### WARRANTY

- Motorhome – 12 Month/ 12,000 Mile Limited Warranty
- Chassis Warranty – See Chassis Owners Manual
- Travel Easy Roadside Assistance

### AUTOMOTIVE/EXTERIOR/CONSTRUCTION

- 55-Gallon Fuel Tank (Ford)
- 57-Gallon Fuel Tank (Chevy)
- Driver & Passenger Air Bags
- Deluxe Chassis Package
- Cruise Control
- Tilt Steering Wheel
- Dash Air Conditioning
- Power Windows & Locks
- Black Long Arm Heated Exterior Mirrors w/Remote
- 5,000 lb. Towing Hitch w/7-way Plug (Chevy)
- 7,500 lb. Towing Hitch w/7-way Plug (Ford)
- Laminated Floor
- Laminated Curved Sidewalls
- Crowned, Laminated TPO Roof
- Steel Entry Step Box
- Carmel Exterior Moldings
- Carmel Slam Latch Trunk Doors
- Carmel Curved Entrance Door w/Window & Deadbolt
- Exterior Strut on Entrance Door
- Carmel Lamilux 4000 Sidewalls & Rear Wall
- Carmel Lamilux 1000 Slide out End Walls
- White Lamilux 1000 Slide out Floors
- Carmel Graphics Package
- Roto Mold Rear Trunk Box/Plasti-Cote Metal Side Boxes
- Carmel Fiberglass Rear Cap
- Carmel Fiberglass Front Cap
- Carmel Gel Coat Running Boards
- Carmel Fiberglass Wheel Skirts
- Stainless Steel Wheel Inserts
- Black Slide Out Awnings (N/A 300TS Dinette)
- Black Arm Power Awning w/Vinyl Weather Guard
- Aluminum Body Side Moldings
- Smooth Exterior Range Vent
- Black Rear Ladder
- Exterior LED Lights w/Center Bar
- LED Accent Strip Lights in Front Cap
- Spare Tire
- Air Assist Suspension
- Auto Power Entrance Step – Single

### INTERIOR APPOINTMENTS

- HS Cappuccino Cherry Wood Grain
- Thermo Foil Wood Accent Color-Etched Medallion
- Twain Mineral – Sidewalls
- Twain Nutmeg – Rear Wall and Slide Outs
- Satin Nickel Hardware (3-3/4" Spread)
- Milano Brown HPL Countertops w/Metallic Satingold Edge Kitchen area
- Milano Brown HPL Countertops w/Self Edge in Bath & Bed area
- Morgane 542 – Rolled Flooring
- 135 SE Right of Way – Carpet

- Vinyl Soft Touch Ceiling (N/A Slide Out is Matador Frost)
- Roller Bearing Metal Drawer Guides Throughout
- Poplar Drawers (ex. Behind Doors are Techwood)
- New Lambrequins w/Day/Night Shades
- Tinted Safety Glass Radius Slider Windows
- Reclining Pilot & Pass Seats w/2 Tone Upgrade Covers
- Booth Dinette (300TS)
- U-Dinette (300DS)
- Jackknife Sofa
- HS Raised Panel Upper/Flat Panel Lower Cabinet Doors
- New Glass Insert Doors in Select areas (Pewter Branch)
- HS Tri Stile Shaker House Type Bath Door
- HS Slide Out Facer Board
- Black Recept/Retaires/Switches
- Black Curved Grab Bar at Entry Door
- Vinyl Padded Up & Angle Pads
- Vinyl Padded Headnocker
- Upgraded Seating Foam Pak
- Removable Cab Carpeting

### INTERIOR EQUIPMENT

- Wing TV Antenna
- LP Leak Alarm
- Smoke Detector
- Carbon Monoxide Detector
- Fire Extinguisher
- Touch Screen Radio & Backup Monitor w/Dash Speakers
- RVS Color Backup Camera
- Satellite-ready Radio
- Bedroom LCD TV Backer & Connections
- Furrion 32" LCD TV, Stereo/DVD/HDMI/Sound Bar & 4 Speakers
- Pre-wired for Satellite Dish through Cable Input
- Coach Area 12" x 24" LED Light Panel w/Dimmer
- Wood Grain Dash Appliqué
- Decorative Wall Mirrors
- New Furniture Sew Styles

### GALLEY

- Convection Oven – Black
- Flush Mount, Double Door Refrigerator – Dometic
- Hardwood Refrigerator Inserts
- Corian Edging
- Composite Undermount Kitchen Double Bowl Sink
- HPL Sink Cover – 1 piece
- Recessed Slim Line Range Hood
- Recessed Atwood 3-Burner Cooktop w/Glass Cover
- Satin Nickel Kitchen Faucet w/Spray
- Dream Dinette Mechanism (300TS)
- Springfield HD Silver Table Base (300DS)
- Kitchen Splash Guard (300TS)
- Decorative Kitchen Backsplash

### BATH AND WATER

- Water Panel w/City/Tank/Winterize/Waste Tank Flush
- Exterior Shower
- Low Point Drain & Winterize Valve at Fresh Tank
- Power Bath Vent
- Demand Water Pump
- Composite Top Mount Lavatory Sink
- Satin Nickel Single Lever Lavatory Faucet

- Satin Nickel Shower Faucet & Shower Head
- Lavatory Mirror w/LED Makeup Light
- Medicine Cabinet
- Satin Nickel Shower Door – Glass
- Satin Nickel Towel Ring/Towel Rod/TP Holder/Robe Hooks
- Parchment ABS Molded Shower Pan & Surround
- Porcelain Foot Flush Toilet – Parchment
- 6-Gallon Gas/Electric E.I. Water Heater
- Skylight over Shower
- Trunk Door at Termination
- NEW Swing Tube Termination w/Remote Pulls

### SLEEPING

- Queen Bed 60" x 74" w/Radius Corners
- Upgrade Serta Mattress
- Bedspread & Pillow Shams
- Privacy Drape – Lower Cab
- Headboard

### ELECTRICAL/HEATING/AC

- 30 Amp Power Cord
- 55 Amp Electronic Converter
- Auxiliary Battery
- Manual Generator Changeover
- 4.0kw Onan Gas Generator
- GFI Circuit
- Auto Transfer Switch
- Black Manual Auxiliary Battery Disconnect
- Awning LED Strip Light
- Wall Mounted Thermostat
- 30,000 BTU Ducted Furnace
- 13,500 BTU Low Profile Ducted Roof Air Conditioner
- Receipt & Coax Connection by Awning Leg (if possible)
- New LED Lights Throughout
- Directional Reading Lights Above the Bed – LED
- Exterior TV Ready Box
- Lighted Exterior Entry Assist Bar
- Command Center
- Exterior Rear Compartment Light – LED
- Coach Power Vent Fan w/Maxxair® Cover
- Entrance Step Well Light

- Emergency Start Switch
- Pop Up Kitchen Recept
- Exterior Solar Panel Plug in Connection (by Entry Door)
- Bed Area 110V CPAP Ready Area & 12V/USB Charging Station

## OPTIONAL

### STAND ALONE OPTIONS

- Bedroom TV – 24" LCD & DVD
- Touch Screen Radio & BU Monitor w/Built-in Navigation
- Removable Coach Carpet
- Gray Tailgater Satellite Dome & Receiver
- Driver Swivel Seat (Ford or Chevy)
- Passengers Swivel Seat (Ford or Chevy)
- Cockpit Folding Table (for Ford Rotating Seats)
- Exterior Windshield Cover
- Electric Fireplace (300DS)
- Bedroom Power Vent Fan w/Maxxair® Cover
- Aluminum Rim Option
- Hydraulic Leveling Jacks
- Full Paint – Ruby Red w/Paint Mask
- Full Paint – Black and Tan w/Paint Mask
- Full Paint – Electric Blue w/Paint Mask
- Z240 RV Compliance (Ford Only)
- Canadian Compliance (Speedo/Lights) (Ford Only)
- CD-MVSA (Ford Only)
- Painted Cab
- Recliners (300DS)
- Ultra Leather Seating
- 15K Low Profile A/C w/Heat Pump

### CONCORD LUXURY PACKAGE

- Exterior Entertainment Center – 32" TV/Stereo/DVD/HDMI/2 Speakers
- Dual Auxiliary Battery
- Side View Cameras
- 15K Low Pro A/C w/Heat Pump
- Camping Cozy Package Heated Tank Pads & Extra Knife Valves

## DÉCOR



VANILLA BEAN

HONEY CREAM

*Standards and Options subject to change without notice.*



# CONCORD EXTERIOR FEATURES




**Color-infused Fiberglass  
(Standard)**



**Ruby Red  
Full Body Paint (optional)**



**Black and Tan  
Full Body Paint (optional)**



**Electric Blue  
Full Body Paint (optional)**



### Coachmen Owner "Digital Kit" App

Now you can have your Owner's Manual with you wherever you are. Download our FREE App from the App Store or Google Play and you'll have the information right at your fingertips.



### Travel Easy™ Roadside Assistance

RVing is easier with Coachmen's Travel Easy™ Roadside Assistance provided FREE the first year of ownership to those who purchase a New Coachmen RV. Administered by Coach-Net, this service provides you with 24/7 operational, technical and emergency road service coverage. Also included is towing, fuel delivery, jump starts, lockout service, tire changes, mobile mechanic and unlimited technical assistance. Anywhere. Anytime. Travel Easy™ is the security of knowing that help is an easy phone call away.



### Free One Year Membership – Coachmen Owners' Association

Coachmen is proud to sponsor the largest manufacturer sponsored camping club in North America ... Coachmen Owners' Association (COA). COA provides a broad breadth of value propositions for our owners including: planned trips/ tours and rallies at bulk rate discounts, free trip routing, free campground directory, free Easy RVing magazine, theme park discounts, fuel discounts, mail forwarding, a dedicated COA web site, local and state club activities and Caravan Chapter membership opportunities. Most importantly, COA enhances the Coachmen ownership and RV lifestyle experience.

*Every new Coachmen RV buyer is eligible for a 1 Year FREE membership in the Coachmen Owners' Association. It all adds up to an easy ownership experience!*

## CUSTOMER SATISFACTION



[www.ForestRiverBuyLocal.com](http://www.ForestRiverBuyLocal.com)

Your **CONCORD** Dealer



**Learn More**  
Scan this barcode using a QR Reader on your smart phone to learn more about Forest River.



A Berkshire Hathaway company.

All information contained in this brochure is believed to be accurate at the time of publication. However, during the model year, it may be necessary to make revisions and Coachmen reserves the right to make all such changes without notice, including prices, colors, materials, equipment and specifications as well as the addition of new models and the discontinuance of models shown in this brochure. Therefore, please consult with your Coachmen dealer and confirm the existence of any materials, design or specifications that are material to your purchase decision. 02/17

©Copyright 2017 Coachmen RV a Division of Forest River Inc – All Rights Reserved.



423 N. Main Street • P.O. Box 30  
Middlebury, IN 46540

To learn more about Coachmen RV and our products and see how Coachmen is making the easy life easier, call us toll free at (800) 353-7383, or visit [www.coachmenrv.com](http://www.coachmenrv.com)