

DYNAMAX 
A DIVISION OF FOREST RIVER

DIFFERENT BY DESIGN

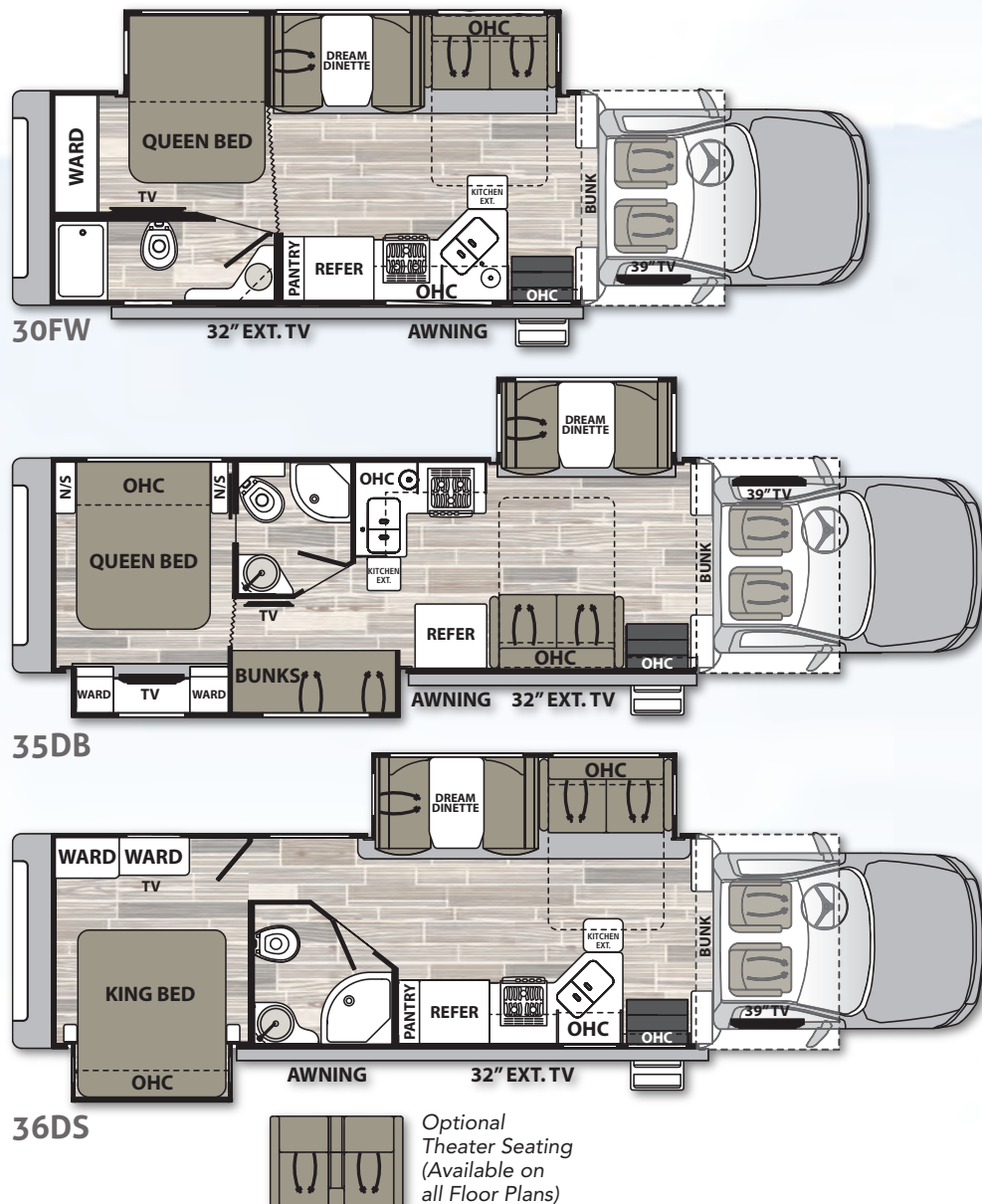
2020 *isata* 5 SERIES



5 SERIES *isata*

ISATA 5 SERIES

In the Isata 5 Series driver's seat, you'll enjoy the confidence that comes with the control, comfort, and stability of the Ram 5500. Meanwhile, everywhere you look you'll see the extra touches – including cut and buffed paint, RV-friendly features, and ambient lighting. So wherever your journeys take you – along the busy highway or up the mountain pass, (or even on the "roads less traveled" with the optional 4x4 chassis), the Isata 5 Series will provide freedom and comfort like nothing else on the road.



STANDARD FEATURES & OPTIONS

CHASSIS

- Ram® 5500 SLT Chassis
- Cummins® 6.7L I6 Turbo Diesel Engine (325hp/750 ft.-lbs. of Torque)
- AISIN® HD 6-Speed Automatic Transmission
- 52-Gallon Fuel Tank
- 9-Gallon Diesel Exhaust Fluid Tank
- Trailer Hitch (10,000 Tow lbs.) with 7-Way Round Tow Connection
- Ram® OEM Trailer Brake Control
- Cummins® Smart Exhaust Brake System
- Ram® ESC Suspension and Stability Package
- Momentary Battery Booster Switch for Connecting Chassis and House Batteries
- Dual 12V Chassis Batteries
- Dual 220-Amp Alternators (440 Total Amps)
- 4-Wheel ABS
- B-20 Bio Diesel Capability
- Ram® 50KSI Chassis Construction
- Engine Block Heater
- Aluminum Running Boards
- Front and Rear Tires: 225/70R19.5G (All Position Front and Rear Traction)
- Single Front Wheels: Aluminum (19.5" x 6.0")
 *Outside Rims are Polished
- Dual Rear Wheels: Aluminum (19.5" x 6.0")
 *Outside Rims are Polished
- 4.88 Rear Axle Ratio
- Daytime Running Lights
- Leatherette Reclining Driver and Passenger Seats with Armrest
- Power Driver Seat
- Backup and Side View Cameras
- 12V and USB Accessory Ports
- Temperature/Compass Gauge with Traveler/Mini-Trip Computer
- Cruise Control

- 8.4" Touch Screen Dash Radio with U-Connect®, Hands-Free Voice Command with Bluetooth®, Sirius/XM® Radio-Ready, Media Hub, (SD, USB, AUX), Apple® CarPlay™, Android® Auto™, and Six (6) Speakers
- Adjustable Steering Column
- Power and Heated Exterior Mirrors with Courtesy Lamps and Turn Signals
- Power Windows and Locks
- 3-Point Seat Belts
- Front Safety Airbags
- Drink Holders

CONSTRUCTION

- 2" Aluminum-Framed, Laminated Sidewalls with Block Foam Insulation
- Gel-Coat Fiberglass Walls
- Aluminum-Framed Floor
- Aluminum-Framed Roof Trusses
- Crowned, One-Piece Fiberglass Roof
- Foil-Lined Ductwork Throughout
- Fiberglass Front Cap, Rear Cap, and Front Wing Panels
- Automatic, 4-Point Hydraulic Leveling Jacks
- Dark-Tinted, Frameless Windows
- Seamless Rotocast Storage Compartments with LED Lighting
- Side-Hinged, Locking Aluminum Exterior Storage Doors with Paddle Latches
- Electric Slide System

EXTERIOR

- Custom Full Body Paint Package
- Premium Cut and Buffed Paint Finish
- Front-End Diamond Shield® Paint Protection
- Dual-Pitch, Armless Patio Awning with LED Lighting and Motion-Activated Retraction
- Slideout Toppers
- LED Patio Light

FULL BODY PAINT PACKAGES *With Front-End Diamond Shield*



CABNET

COSMIC BLUE

- Entry Door with Rotary Latch, Dark-Tinted, Frameless Window, and Integrated Shade
- Remote Locking System for Entry Door
- Keyless Entry Touch Pad at Entry Door
- Lighted Acrylic Entry Grab Handle
- Power Entry Steps
- Exterior Wall-Mounted Entertainment Center with 32" LED TV, AM/FM/CD/DVD Module, and Two (2) Speakers
- Front and Rear LED Clearance and Marker Lighting
- Rear LED Docking Lights

INTERIOR

- Front Cab-Over Bunk Area with Mattress (50" x 80")
- Premium Vinyl Flooring Throughout
- Deluxe Carpet with Pad in Living Area Slide Room(s)
- Soft-Touch Padded Vinyl Ceiling
- LED Recessed Ceiling Lights
- Booth Dinette
- Coordinating Window Treatments
- Blackout Roller Shades
- Hardwood Shaker-Style Cabinetry
- Full Extension, Soft-Closing Drawer Guides (Where applicable)
- Hidden Hinges
- 39" LED TV (Living Area)
- JBL® 2.1 Sound Bar with Smart Blu-Ray® Player (Living Area)
- Entry with Non-Skid Rubber Steps and Risers
- Privacy Curtain for Cab-Over Bunk
- Thermal, Reflective Front Privacy Shades
- USB Charging Ports

KITCHEN

- Sealed Gas Range with Glass Cover

- 16 cu. ft. Residential Refrigerator with Ice Maker (Double-Door and Stainless Steel)
- Convection Microwave Oven
- Solid Surface Countertops
- Stainless Steel Double-Bowl Sink with Covers
- Residential Stainless Steel Spring Gooseneck Faucet
- Pantry (Floor plan specific)
- Under-Cabinet Lighting
- Kitchen Trash Can
- MaxxAir® Power Vent with Built-In Rain Cover

BEDROOM

- King Bed (67" x 75") with Gel-Infused Memory Foam Mattress (36DS)
- Queen Bed (60" x 75") with Gel-Infused Memory Foam Mattress (35DB and 30FW)
- Deluxe Padded Headboard (Floor plan specific)
- Designer Bedding Package
- 32" LED TV
- Cedar-Lined Wardrobe
- LED Reading Lights
- USB Charging Ports
- Upper Bunk Bed (28" x 76") and Lower Bunk Jackknife Sofa (35DB)
- LED TV in Bunk Bed Area (35DB)

BATHROOM

- ABS Shower
- Shower Skylight
- Oxygenics Body Spa® RV Shower Head
- Stainless Steel Sink with Residential Faucet
- Porcelain Electronic-Flush Macerator Toilet (N/A - 30FW)
- Porcelain Foot-Flush Toilet (30FW)
- MaxxAir® Power Vent with Built-In Rain Cover

UTILITIES

- Dual 12V Group 27 AGM Deep-Cycle, Maintenance-Free Batteries

- Multiplex® Wiring with Touch Screen Command Center, Back-Lit Switch Panels, and Bluetooth® Smart Phone App Control
- Battery Disconnect
- 50-Amp Service
- 2,800W Pure Sine Wave Inverter/Charger (3,900 Peak Watts)
- 8kW Onan® Diesel Generator with Auto Transfer Switch (Mounted on Isolator Pads)
- Automatic Generator Start
- Dual Ducted, Low-Profile 15,000-BTU Air Conditioners with Heat Strip
- 42,000-BTU LP Furnace with Electronic Ignition
- 60,000-BTU Truma® Aqua Go Comfort™ On-Demand Water Heater (LP)
- Thermostatically-Controlled Heating and Cooling
- 20.3-Gallon LP Tank (WC)
- LP Quick Connect
- Water Filtration System
- Exterior Shower in Service Bay
- Exterior GFCI Receptacle

- Winegard® Connect 2.0™ Dome Antenna (WiFi Extender, 4G LTE, Omnidirectional HD OTA, FM, SIM Card Port)
- Cable TV/Satellite Hookup in Service Bay
- Black Tank Flush
- Furnace-Heated Utility Compartment
- Enclosed and Furnace-Heated Holding Tanks
- Upgraded 12V On-Demand Water Pump (4 Gallons per minute)
- Carbon-Monoxide, LP, and Smoke Detectors
- Fire Extinguisher

OPTIONS

- Factory 4-Wheel Drive (N/A - 35DB)
- Solar Panels - Two 100 Watt with 30 Amp Controller

- 9 cu ft. 2-Way Refrigerator with Ice Maker in Place of Standard Refrigerator
- Dual Reclining Theater Seats in Place of Sofa
- Winegard® In-Motion T4 Satellite (Dish® SD-HD, DirecTV® SD, BellTV® SD-HD)
- Mobileye® Collision Avoidance System
- Rear "DYNAMAX" Rock Guard

Dimensions:	30FW	35DB	36DS
GVWR	19,500 lbs.	19,500 lbs.	19,500 lbs.
GCWR	37,500 lbs.	37,500 lbs.	37,500 lbs.
GAWR - Front	7,250 lbs.	7,250 lbs.	7,250 lbs.
GAWR - Front (4x4)	7,250 lbs.	7,250 lbs.	7,250 lbs.
GAWR - Rear	13,500 lbs.	13,500 lbs.	13,500 lbs.
Overall Length	32' 1"	36' 5"	36' 5"
Exterior Width	96"	96"	96"
Wheelbase	237.5"	264.5"	264.5"
Overall Exterior Height (w/15,000 BTU Roof A/C)	12' 4"	12' 4"	12' 4"
Interior Height	82"	82"	82"
Fuel Capacity	52 Gal.	52 Gal.	52 Gal.
Water Capacities (Gal.)			
Fresh/Gray/Black	78/45/45	95/45/45	95/45/45
LPG Capacity (WC)	20.3 Gal./86 lb.	20.3 Gal./86 lb.	20.3 Gal./86 lb.
Awning Length	16'	10'	16'

All information contained in this brochure is believed to be accurate at the time of publication. Please refer to our website for the most current product information.

GVWR (Gross Vehicle Weight Rating) - is the maximum permissible weight of the unit when fully loaded. It includes all weights, inclusive of all fluids, occupants, cargo, optional equipment and accessories. For safety and product performance do NOT exceed the GVWR.

GCWR (Gross Combined Weight Rating) - is the maximum permissible loaded weight of your motorhome and any towed trailer or towed vehicle. Actual GCWR of this vehicle may be limited by the sum of the GVWR and the installed hitch receiver maximum capacity rating; see hitch rating label for detail.

GAWR (Gross Axle Weight Rating) - is the maximum permissible weight, including cargo, fluids, optional equipment and accessories that can be safely supported by each axle.

UVW (Unloaded Vehicle Weight) - is the typical weight of the unit as manufactured at the factory. It includes all weight at the unit's axle(s), including full fuel, all fluids and LP Gas. The UVW does not include cargo, fresh potable water, additional optional equipment or dealer installed accessories.

**Estimated Average based on standard build optional equipment.

CCC (Cargo Carrying Capacity)** - is the amount of weight available for fresh potable water, cargo, passengers, additional optional equipment and accessories. CCC is equal to GVWR minus UVW. Available CCC should accommodate fresh potable water (8.3 lbs per gallon). Before filling the fresh water tank, empty the black and gray tanks to provide for more cargo capacity.

**Estimated average based on standard build optional equipment.

Each Forest River RV is weighed at the manufacturing facility prior to shipping. A label identifying the unloaded vehicle weight of the actual unit and the cargo carrying capacity is applied to every Forest River RV prior to leaving our facilities.

The load capacity of your unit is designated by weight, not by volume, so you cannot necessarily use all available space when loading your unit.

Actual towing capacity is dependent upon your particular loading and towing circumstances, which includes the GVWR, GAWR and GCWR as well as adequate trailer brakes. Please refer to the Operator's Manual of your vehicle for further towing information.

Dynamax often makes running changes, (changes made outside of model year timing) to improve the reliability, performance or capacity. Please refer to www.dynamaxcorp.com for the most current specifications.



GRANITE

KHAKI

MAGNETIC

SUNSET

DÉCOR SELECTIONS

SEASHORE



Main

Valance


PEBBLE



Main

Valance

ESPRESSO



Main

Valance


Cabinets



DRIFTWOOD

Drawers

Cabinets



CARAMEL

Drawers



Flooring



PRE-DELIVERY INSPECTION FACILITY

20,000 square feet of quality assurance. The bare essentials for a premium product. This state-of-the-art facility gives immediate daily feedback to production for quality assurance in every unit built.

24/7 EMERGENCY ROADSIDE ASSISTANCE WITH VEHICLE PURCHASE*

- | | |
|-----------------|-----------------|
| TOWING | WINCH-OUT |
| JUMP-STARTS | MOBILE MECHANIC |
| TIRE CHANGES | TECHNICAL |
| FLUID DELIVERY | SUPPORT |
| LOCKOUT SERVICE | DEALER LOCATOR |
| | SERVICES |



*VALID FOR 1 YEAR FROM DATE OF PURCHASE

Isata 5 Series Customer Driven – Inside and Out



DIFFERENT BY DESIGN

2745 Northland Dr. ■ Elkhart IN 46514
888-295-7859 ■ www.dynamaxcorp.com

Factory Video Tour

<https://www.youtube.com/watch?v=q5cG43PD7SE>

Paint Video

<https://www.youtube.com/watch?v=sLgLoR26jfs>

Dynamax Owner "Digital Kit" App

Now you can have your Owner's Manual with you wherever you are. Download our FREE App from the App Store or Google Play and you'll have the information right at your fingertips.



All information contained in this brochure is believed to be accurate at the time of publication. However, during the model year, it may be necessary to make revisions and Forest River, Inc., reserves the right to make all such changes without notice, including prices, colors, materials, equipment and specifications as well as the addition of new models and the discontinuance of models shown in this brochure. Therefore, please consult with your Forest River dealer and confirm the existence of any materials, design or specifications that are material to your purchase decision. ©2019 Dynamax, a Division of Forest River, Inc., a Berkshire Hathaway company. All Rights Reserved. 5/19



Find us on Facebook



Learn More
Scan this barcode using a QR Reader on your smart phone to learn more about Forest River.



A Berkshire Hathaway company.

FREE MEMBERSHIP
to Forest River Owners' Group

www.forestriverfrog.com



CUSTOMER SATISFACTION



www.ForestRiverBuyLocal.com

Your Authorized Isata 5 Series Dealer