




2011



TIFFIN MOTORHOMES

WHEREVER YOU GO, WE GO.

SPECIFICATIONS

FULL BODY PAINT SCHEMES



Gold Coral



Maroon Coral



Nasa



Silver Sand



Sunlit Sand



Rocky Mountain Brown

MECHANICAL SPECIFICATIONS

Automotive

STANDARD EQUIPMENT ON ALL MODELS:

- Raised Rail Chassis Frame
- Adjustable Accelerator & Brake Pedals
- 55" Wheel Cut
- VIP 18" Steering Wheel
- Air Ride (4 Air Bags)
- Allison 3000 MH 6-speed Automatic Transmission
- Fog Lights
- Cruise Control
- Aluminum Wheels
- Air Brakes with Automatic Slack Adjusters & ABS
- Daytime Running Lights
- Emergency Start Switch
- Exhaust Brake

FREIGHTLINER® AND SPARTAN® CHASSIS:	36 QSH	40 QBH	40 QKH	40 QTH	42 QBH
Freightliner Cummins ISC 380 HP / 1050 Lb. Torque	S	S	S	S	O
Spartan Cummins ISC 380 HP / 1050 Lb. Torque	NA	NA	NA	NA	O
GVWR	32,000 Lb.	32,000 Lb.	32,000 Lb.	32,000 Lb.	42,600 Lb.
GAWR - Front	12,400 Lb.	12,400 Lb.	12,400 Lb.	12,400 Lb.	12,600 Lb.
GAWR - Rear	20,000 Lb.	20,000 Lb.	20,000 Lb.	20,000 Lb.	20,000 Lb.
GAWR - Tag Axle	NA	NA	NA	NA	10,000 Lb.
GCWR	42,000 Lb.	42,000 Lb.	42,000 Lb.	42,000 Lb.	52,600 Lb.
Alternator Amps	170	170	170	170	160
Wheel Base	228"	266"	266"	266"	296"
Tire Size	275/80R22.5	275/80R22.5	275/80R22.5	275/80R22.5	275/80R22.5
Trailer Hitch Capacity	10,000 Lb.	10,000 Lb.	10,000 Lb.	10,000 Lb.	10,000 Lb.
Fuel Tank (Gallons) - Dual Fuel Fill	100	100	100	100	100
DEF Tank* (Gallons)	13	13	13	13	13

POWERGLIDE® CHASSIS:	36 QSH	40 QBH	40 QKH	40 QTH	42 QBH
Cummins ISC 380 HP / 1050 Lb. Torque	NA	S	S	S	NA
GVWR	NA	36,600 Lb.	36,600 Lb.	36,600 Lb.	NA
GAWR - Front	NA	14,600 Lb.	14,600 Lb.	14,600 Lb.	NA
GAWR - Rear	NA	22,000 Lb.	22,000 Lb.	22,000 Lb.	NA
GAWR - Tag Axle	NA	NA	NA	NA	NA
GCWR	NA	46,600 Lb.	46,600 Lb.	46,600 Lb.	NA
Alternator Amps	NA	170	170	170	NA
Wheel Base	NA	266"	266"	266"	NA
Tire Size	NA	275/80R22.5	275/80R22.5	275/80R22.5	NA
Trailer Hitch Capacity	NA	10,000 Lb.	10,000 Lb.	10,000 Lb.	NA
Fuel Tank (Gallons) - Dual Fuel Fill	NA	100	100	100	NA
DEF Tank* (Gallons)	NA	15	15	15	NA

*Diesel Exhaust Fluid (DEF) is the active component used in Selective Catalytic Reduction (SCR) engines to reduce nitrogen oxide emissions by 90% to meet EPA standards.

OVERALL:	36 QSH	40 QBH	40 QKH	40 QTH	42 QBH
Overall Length (Approximate)	36' 9"	40' 5"	40' 5"	40' 5"	42' 6"
Overall Height with Roof Air (Maximum)	12' 7"	12' 7"	12' 7"	12' 7"	12' 7"
Interior Height	84"	84"	84"	84"	84"
Overall Width	101"	101"	101"	101"	101"
Interior Width	96"	96"	96"	96"	96"
Fresh Water (Gallons)	90	90	90	90	90
Black Water (Gallons)	50	50	50	50	50
Grey Water (Gallons)	70	70	70	70	70
LPG Tank (Gallons; can only be filled to 80% capacity)	35.7	35.7	35.7	35.7	35.7
Minimum Garage Height	13'	13'	13'	13'	13'

Structural

STANDARD EQUIPMENT ON ALL MODELS:

- Laminated Floor, Sidewall & Roof
- Steel/Aluminum Reinforced Structure
- One-piece Molded Fiberglass Roof Cap

All options may not be available in all models. Because of progressive improvements, specifications, standard & optional equipment are subject to change without notice or obligation.

Exterior

STANDARD EQUIPMENT ON ALL MODELS:

- Hydraulic Automatic Leveling Jacks
- Large Tinted One-piece Windshield
- Heated Chrome Power Mirrors with Remote Adjustment
- Single Motor Intermittent Wiper
- Lockable Swing-out Storage Doors with Gas Shocks
- Window Awning Package (2 Windows)
- BASF Full Body Paint with Protective Film
- Remote Locking System for Entry Door
- Fiberglass Front & Rear Caps
- Deadbolt Front Entrance Door
- Double Electric Step
- Dual Pane Windows
- Exterior Patio Light
- Automatic Door Awning
- Automatic Patio Awning
- Slide-out Covers
- Lighted Exterior Storage
- Roof Ladder
- Docking Lights
- Heated Water & Holding Tank Compartments
- Four 6 V Auxiliary Batteries
- Park Telephone Ready
- Black Tank Flush System
- Water Filter
- Custom Mud Flap
- Undercoating
- Dual Fuel Fills
- 110 V Exterior Receptacle
- Digital TV Antenna
- Power Fantastic® Roof Vent with 3-speed Fan
- Back-up Camera
- Side-view Cameras Activated by Turn Signals
- Cable Ready TV
- 2000 Watt Inverter with 100 Amp Converter & Transfer Switching

AVAILABLE OPTIONS:	36 QSH	40 QBH	40 QKH	40 QTH	42 QBH
Spotlight	O	O	O	O	O
One Storage Compartment Slide-out Tray	O	O	O	O	O
Two Storage Compartment Slide-out Trays	NA	O	O	O	O
Hadley Air Horns	O	O	O	O	O
In-motion Satellite Dish	O	O	O	O	O
Automatic Satellite Dish	O	O	O	O	O
Prewired for Winegard Traveler Satellite (NA with In-motion or Automatic Satellite)	O	O	O	O	O
Exterior 32" TV	O	O	O	O	O
8.0 kw Onan® Manual Slide-out Generator	S	S	S	S	NA
Two 15,000 BTU Low Profile Roof Air Conditioners with Heat Pumps	S	S	S	S	NA
Three Low Profile Roof Air Conditioners with Heat Pumps & 10.0 kw Onan® Generator	NA	O	O	O	S
Tankless Gas Water Heater	O	O	O	O	O

Driver's Compartment

STANDARD EQUIPMENT ON ALL MODELS:

- Flexsteel® Ultra Leather Power Driver & Passenger Seats with Passenger Footrest
- Contemporary Wraparound Dash with Glare Reduction
- Custom Infrared Repeater System on All TVs
- Dual Dash Fans
- Snack / Beverage Tray with Drawers
- Dual 12 V Dash Receptacle
- Single CD Player & AM / FM Stereo
- Fire Extinguisher
- Computer Slide-out Tray in Dash with Lock-out Rails
- Power Solar / Privacy Windshield Shade
- Driver / Passenger Side Window Solar / Privacy Shades
- Color Rear Vision Monitor System with Side-view Cameras Activated by Turn Signals
- Adjustable Seatbelt Brackets

AVAILABLE OPTIONS:	36 QSH	40 QBH	40 QKH	40 QTH	42 QBH
Satellite Radio (Requires Subscription)	O	O	O	O	O
37" Front Overhead TV	O	O	O	O	O
In-dash Stereo / Navigational System	O	O	O	O	O

Living Area/Dinette

STANDARD EQUIPMENT ON ALL MODELS:

- Booth Dinette with Laminate Tabletop & Solid Surface Edging
- 32" Midsection TV in Entertainment Center
- Ultra Leather DE Sofa Bed on Passenger's Side
- Cloth DE Sofa Bed on Driver's Side

AVAILABLE OPTIONS:	36 QSH	40 QBH	40 QKH	40 QTH	42 QBH
Freestanding Dinette with Built-in Cabinets	O	O	O	O	O
Freestanding Dinette with Computer Workstation	O	O	O	O	O
U-shaped Booth Dinette	O	O	O	O	O
Cloth DE Sofa Bed on Passenger's Side	O	O	O	O	O
Ultra Leather Air Coil Hide-A-Bed Sofa on Passenger's Side	NA	O	O	O	O
Cloth Air Coil Hide-A-Bed Sofa on Passenger's Side	NA	O	O	O	O
Ultra Leather DE Sofa Bed on Driver's Side	O	O	O	O	O
Ultra Leather Air Coil Hide-A-Bed Sofa on Driver's Side	O	NA	NA	NA	NA
Cloth Air Coil Hide-A-Bed Sofa on Driver's Side	O	NA	NA	NA	NA
Ultra Leather Magic Bed on Driver's Side	O	O	O	O	O
Cloth Magic Bed on Driver's Side	O	O	O	O	O
Two Leather Lift Recliners on Driver's Side	NA	O	O	O	O

Kitchen

STANDARD EQUIPMENT ON ALL MODELS:

- Solid Surface Countertop with Stainless Steel Sink
- Solid Surface Sink Cover
- Expand-an-island
- Permanent Mounted Folding Solid Surface Cooktop Cover
- Sink & Stove Cover Racks (Underneath Sink)
- Single Lever Sink Faucet with Sprayer
- Convection Microwave with Exterior Venting
- Galley Splash Guards
- 4-door Refrigerator with Icemaker
- 3-burner Cooktop
- Built-in Soap Dispenser
- Built-in Waste Can

AVAILABLE OPTIONS:

AVAILABLE OPTIONS:	36 QSH	40 QBH	40 QKH	40 QTH	42 QBH
Residential Stainless Steel Refrigerator with 6 Batteries	○	○	○	○	○
Gas Oven	○	○	○	○	○

Bath

STANDARD EQUIPMENT ON ALL MODELS:

- Medicine Cabinet with Vanity Lights
- Skylight in Shower with Sliding Solar Cover
- Solid Surface Vanity Top & Bowl
- Custom Raised Panel Bath Door
- Glass Shower Surround
- Glass Radius Shower Door
- 3-speed Fantastic® Fan
- Price Pfister™ Shower Head
- Sprayer on Toilet

AVAILABLE OPTIONS:

AVAILABLE OPTIONS:	36 QSH	40 QBH	40 QKH	40 QTH	42 QBH
41" Molded Fiberglass Shower	S	NA	NA	NA	NA
36" Molded Fiberglass Shower with Radius Door	NA	S	S	S	S
Tub in Place of Shower	NA	NA	○	NA	NA

Bedroom

STANDARD EQUIPMENT ON ALL MODELS:

- Wardrobe with Automatic Light
- Bed Comforter with Throw Pillows
- Pre-wired for DVD & Satellite Receiver
- Under Bed Storage
- Pillow Top Mattress
- Ceiling Fan
- 32" TV
- Carbon Monoxide Detector
- Wood Headboard
- LPG Leak Detector
- Chest of Drawers with Laundry Hamper
- Wall-to-wall Carpet

AVAILABLE OPTIONS:

AVAILABLE OPTIONS:	36 QSH	40 QBH	40 QKH	40 QTH	42 QBH
Bunk Beds with Bunk Ladder / Convertible Wardrobe	NA	NA	S	NA	NA
DVD Monitors in Bunk Beds	NA	NA	○	NA	NA
King Bed Mattress (72" x 80")	NA	○	○	○	○
Select Comfort™ (Dual Control) Bed System – Queen (60" x 80")	○	○	○	○	○
Select Comfort™ (Dual Control) Bed System – King (72" x 80")	NA	○	○	○	○
Memory Foam Queen Mattress (60" x 80")	○	○	○	○	○
Memory Foam King Mattress (72" x 80")	NA	○	○	○	○
Tile Flooring in Bedroom	NA	NA	NA	NA	○

General Interior

STANDARD EQUIPMENT ON ALL MODELS:

- 7' Ceilings
- Soft Touch Vinyl Ceiling with Trey Ceiling in Living Area
- Porcelain Tile Floor in Kitchen, Living Area, Bath & Entry Landing
- Carpeting in Bedroom & Driver's Compartment with Scotchgard®
- Raised Panel Hardwood Cabinet Doors & Drawers
- Two Ducted Furnaces (One 30,000 BTU & One 35,000 BTU)
- Solid Wood Cabinet Facias with Concealed Hinges
- Complete Cable Wiring Interfacing with Surround Sound & Satellite Receiver
- Home Theater Sound System with Concealed Speakers
- Solar / Privacy RollEase® Shades
- Bullet Lights in Ceiling
- 12 V Disconnect Switch
- Fantastic® Power Roof Vents with 3-speed Fans
- Tank Level Monitor System
- Smoke Detector
- 10-gallon DSI Gas / Electric Water Heater
- Air Driven Step Well Cover

AVAILABLE OPTIONS:

AVAILABLE OPTIONS:	36 QSH	40 QBH	40 QKH	40 QTH	42 QBH
Medium Alderwood Solid Cabinet Doors & Drawer Fronts	○	○	○	○	○
English Chestnut Solid Cabinet Doors & Drawer Fronts	○	○	○	○	○
Cherry Bark Solid Cabinet Doors & Drawer Fronts	○	○	○	○	○
Combo Washer / Dryer	○	○	○	○	○
Stacked Washer / Dryer	○	○	○	○	○
Central Vacuum Cleaner	○	○	○	○	○

INTERIOR SPECIFICATIONS



Medium Alderwood



English Chestnut



Cherry Bark

Caviar

BEDROOM
MAIN & ACCENT



LIVING AREA
SOFA & ACCENT




DINETTE



CARPET



TILE



COUNTERTOP



Tiffany

BEDROOM
MAIN & ACCENT



LIVING AREA
SOFA & ACCENT




DINETTE



CARPET



TILE



COUNTERTOP



White
Diamonds

BEDROOM
MAIN & ACCENT



LIVING AREA
SOFA & ACCENT




DINETTE



CARPET



TILE



COUNTERTOP



Phaeton cabinet doors are made of solid wood. Cabinet finishes are available in combination with any fabric scheme. Options may not be available for every model. Specifications and standard or optional equipment subject to change without notice or obligation.

BEDROOM SUITE FABRIC



Caviar



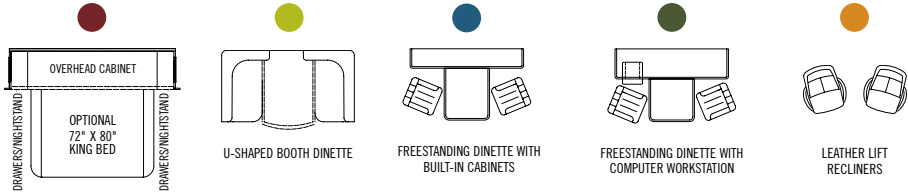
Tiffany



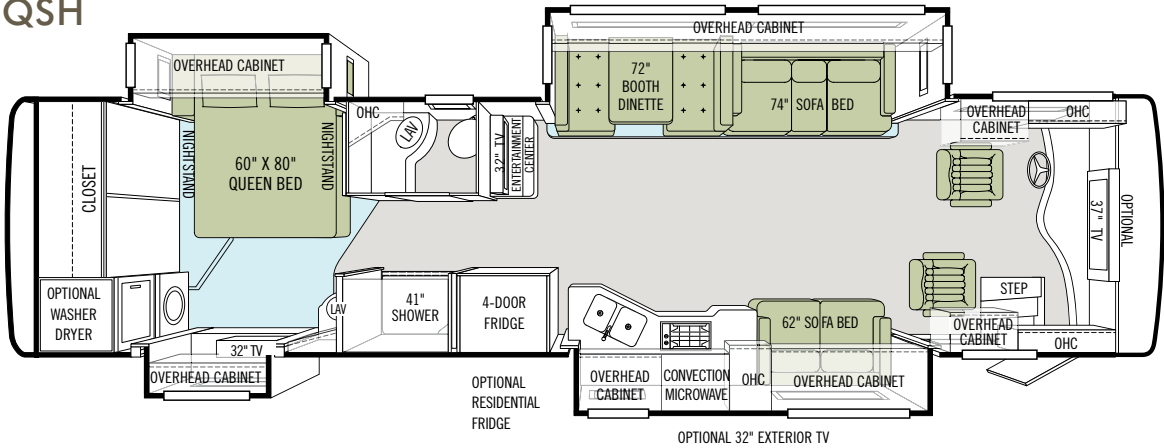
White Diamonds

FLOOR PLANS

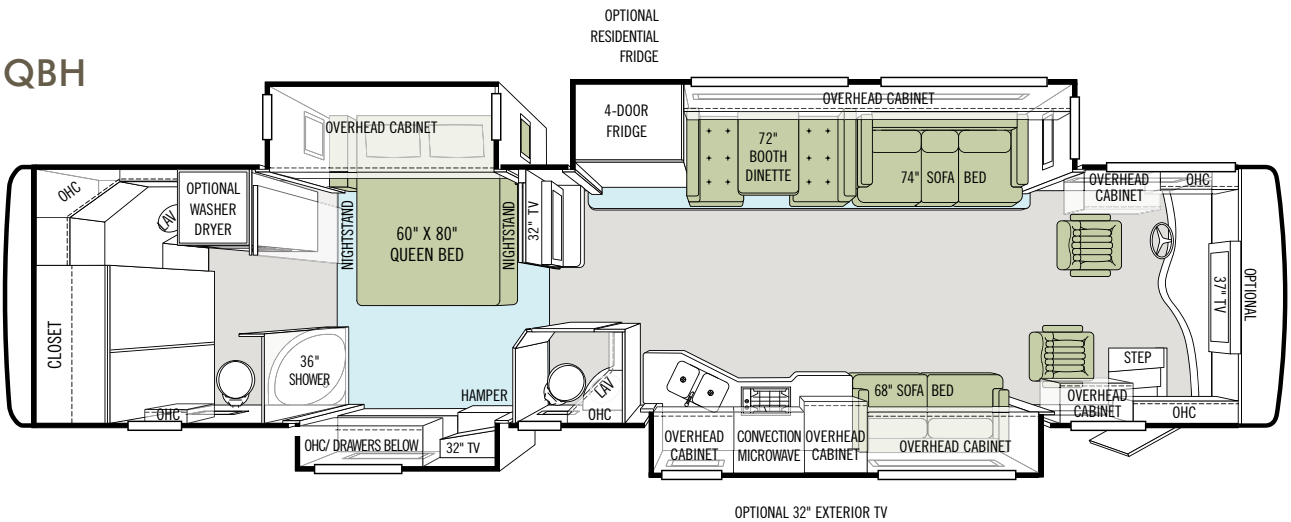
Option Key



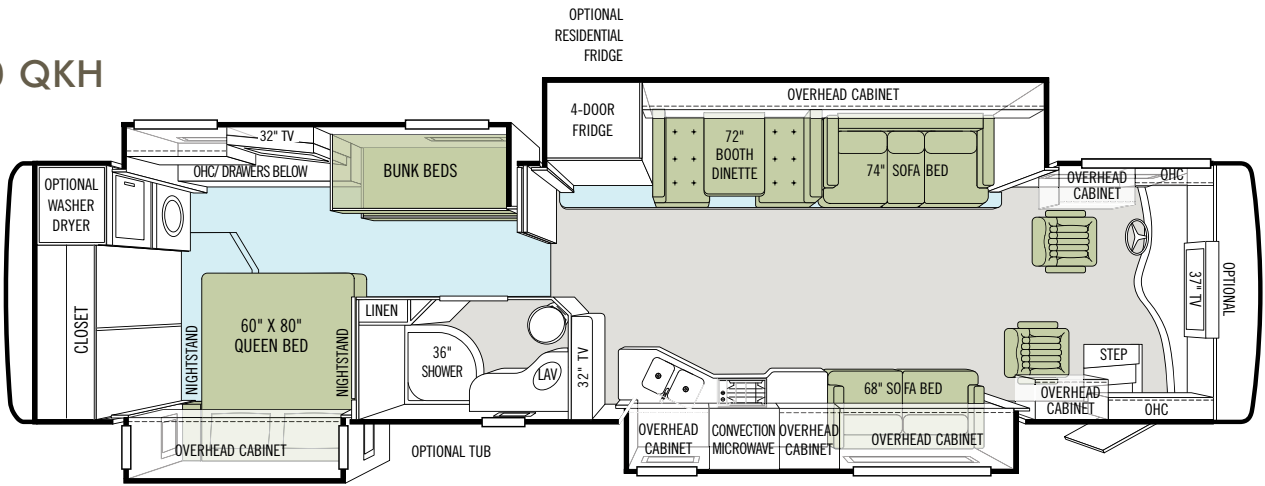
36 QSH



40 QBH

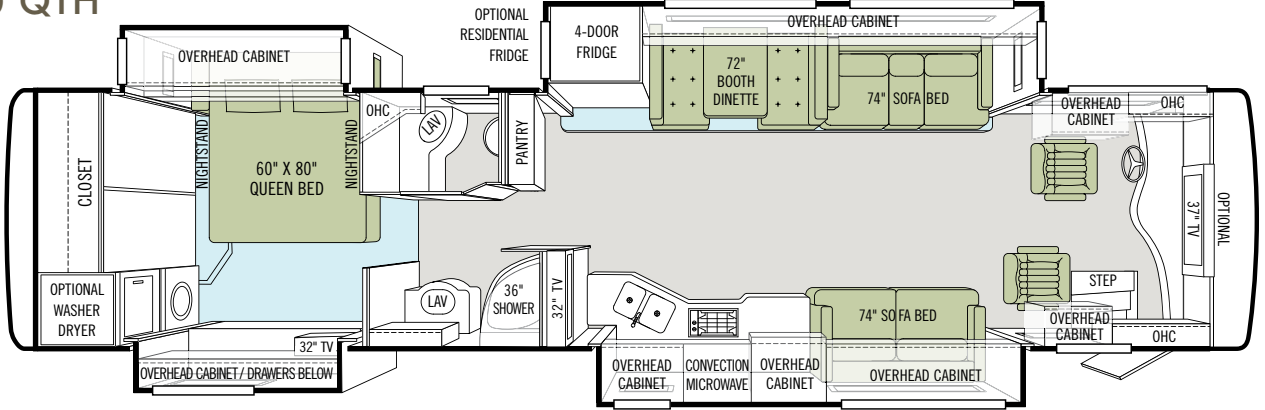


40 QKH



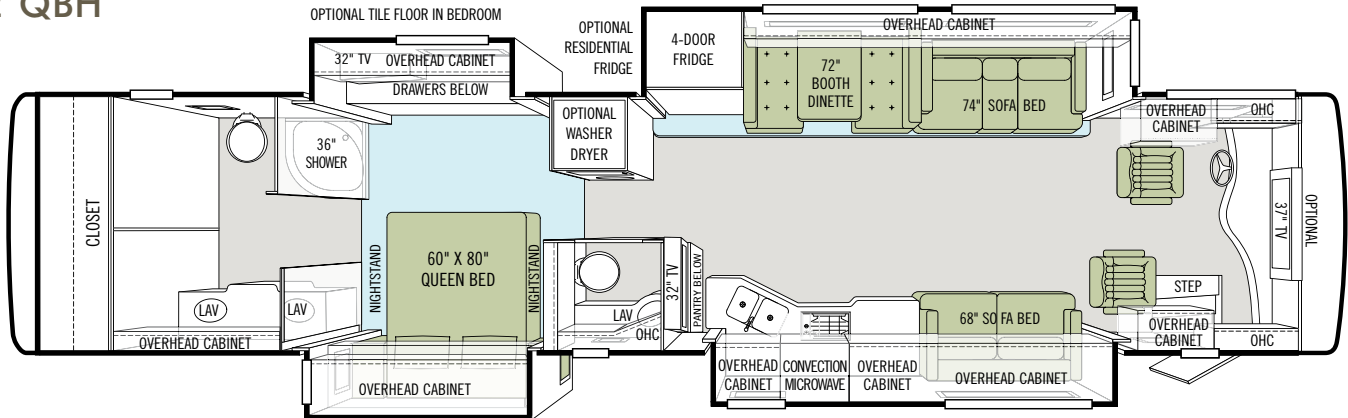
OPTIONAL 32\"/>

40 QTH



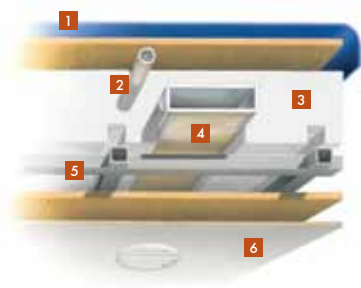
OPTIONAL 32\"/>

42 QBH



OPTIONAL 32\"/>

CONSTRUCTION SPECIFICATIONS



Roof


1. One-piece, moisture resistant molded fiberglass roof cap provides insulation and strength and prevents water intrusion
2. A/C Condensation Drainage System that runs internally through the roof insulation and down the sidewalls, redirecting water underneath the motor home
3. 5½" formed insulation
4. Quiet Air Cooling System with return air and foil-wrapped cooling exhaust ducts
5. Durable, tubular aluminum roof skeleton
6. Easy-to-clean soft touch vinyl ceiling panel



Sidewall

1. Gel-coat fiberglass outside wall panel
2. High-performance thermal insulation
3. Durable, yet lightweight, tubular aluminum wall skeleton
4. Decorative inside wall panel

All sidewalls are approximately 2" thick



Floor

1. Porcelain tile floor bonded to high-impact oriented strand board
2. High-level engineered oriented strand board
3. High-performance thermal insulation
4. Durable, tubular floor skeleton
5. Woven moisture barrier material

10-YEAR LIMITED UNITIZED CONSTRUCTION WARRANTY The structural integrity of the entire coach is guaranteed for the next 10 years. Warranty includes wall separation and inner frame weakness.

5-YEAR LIMITED LAMINATION WARRANTY We guarantee against all exterior fiberglass delamination or wall separation.



TIFFIN MOTORHOMES

WHEREVER YOU GO, WE GO.

105 2ND STREET NW RED BAY, AL 35582 CALL 256.356.8661 FAX 256.356.8219
FOR PARTS AND SERVICE CALL 256.356.0261

Phaeton®, Allegro®, Allegro Breeze®, Allegro RED®, Allegro Bus®, Zephyr®, Roughing It Smoothly®, Open Road® and Pusher® are registered trademarks of Tiffin Motorhomes. For more specifics on what makes a Tiffin Motorhome, go to tiffinmotorhomes.com