

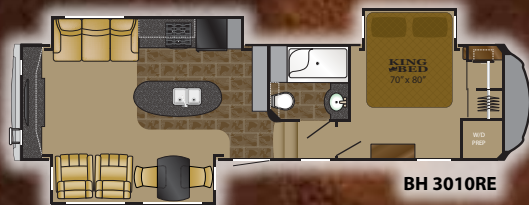
BIGHORN

BY HEARTLAND

*Big Luxury ...
Big Value ...*

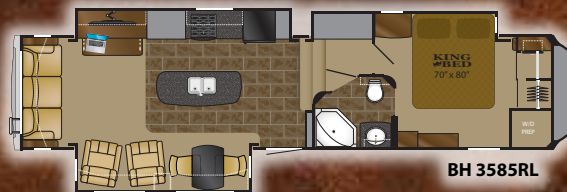


Warranty for Full Time RVing



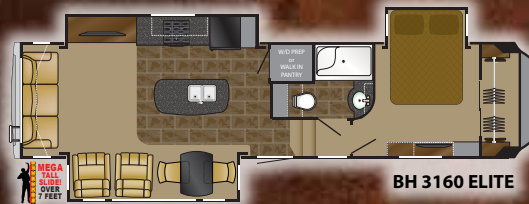
BH 3010RE

Length: 34'8" Height: 12' 11½"
Dry: 11,440 GVWR: 14,000 Hitch: 2,115



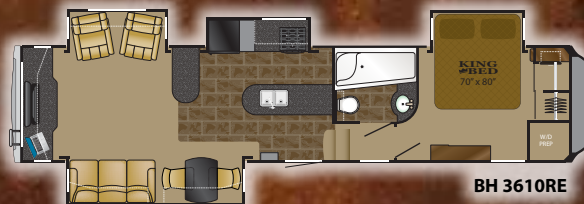
BH 3585RL

Length: 38' 9" Height: 12' 11½"
Dry: 12,115 GVWR: 15,500 Hitch: 2,350



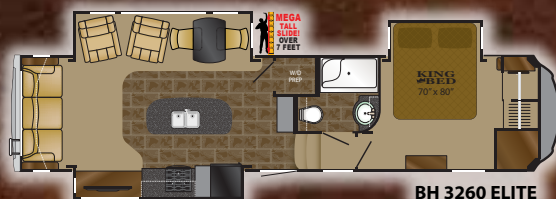
BH 3160 ELITE

Length: 35'6" Height: 12' 11½"
Dry: TBD GVWR: 15,500 Hitch: TBD



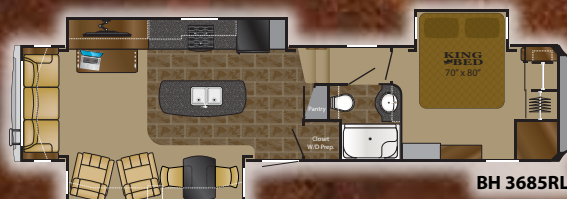
BH 3610RE

Length: 39' 11" Height: 12' 11½"
Dry: 12,438 GVWR: 15,500 Hitch: 2,115



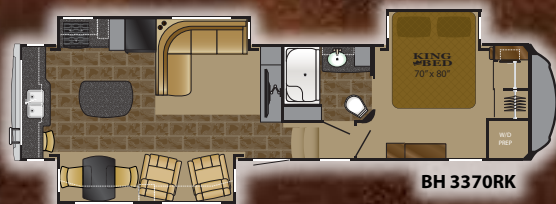
BH 3260 ELITE

Length: 36' 7" Height: 12' 11½"
Dry: 11,180 GVWR: 14,000 Hitch: 2,115



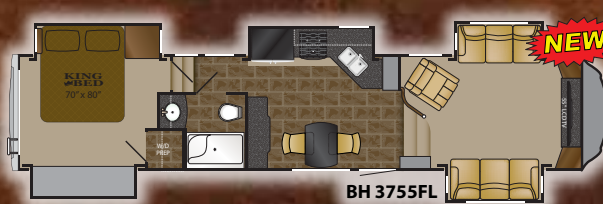
BH 3685RL

Length: 38' 7" Height: 12' 11½"
Dry: 12,192 GVWR: 15,500 Hitch: 2,320



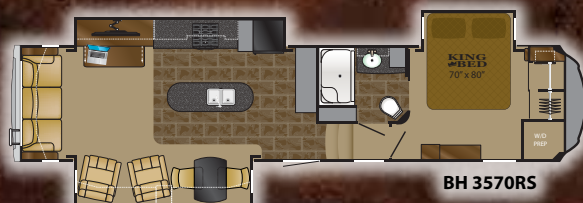
BH 3370RK

Length: 36' 11" Height: 12' 11½"
Dry: 11,615 GVWR: 15,500 Hitch: 2,375



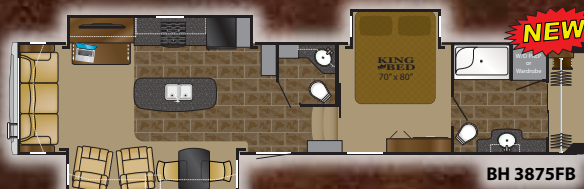
BH 3755FL

Length: 40' 7" Height: 12' 11½"
Dry: TBD GVWR: 15,500 Hitch: TBD



BH 3570RS

Length: 37' 10" Height: 12' 11½"
Dry: 11,775 GVWR: 15,500 Hitch: 2,310



BH 3875FB

Length: 41' 9" Height: 12' 11½"
Dry: 13,400 GVWR: 16,000 Hitch: 3,010



Standard Graphics Package

Optional Graphite Partial Paint Graphics Package

Optional Mocha Partial Paint Graphics Package

OPTIONS

EXTERIOR

- 6 Point "Level Up" Auto Leveling System
- Moryde Hitch
- Partial Paint (Two Coices: Graphite, Mocha)
- Slide-Topper Awnings
- Dual Pane Framless Windows
- Generator Prep
- 5.5 Onan Generator (ask dealer)
- 2nd Low Profile 13.5 BTU Fully Ducted Bedroom A/C
- Electric Power Cord Reel w/ 34' Cord (N/A 3755FL)
- Heat Pump Options (ask dealer for details)
- Yeti Extreme Weather Package
- 1¼" Accessory Receiver
- Outdoor Entertainment

INTERIOR

- Electric Fireplace (Forced Option on 3010RE, 3755FL)
- Convection Oven
- 32" Bedroom TV/DVD Combo
- Large (2x2) 4 Door Refer
- Three Speed, Temperature Control Fan in Bedroom or Bathroom w/Rain Sensor
- Booth Dinette
- Queen Bed IPO King Bed
- Two Folding Dinette Chairs
- Two Stationary Dinette Chairs
- Programmable Safe
- Theater Seating (3260, 3570, 3585, 3685, 3875 only)
- Deluxe Coffered Ceiling
- MCD Roller Shades (forced option)
- 22 cu.ft. Refrigerator with Stainless Steel Appliances

BIGHORN
BY HEARTLAND

Note: Length defined as tow point (Ball coupler for travel trailers / King pin for 5th wheel trailers) to rear bumper. It does not include the rear ladder. Add 9" w/ Extended Pin Box

STANDARDS

• HAND CRAFTED CABINETY

- Glazed Hardwood Chestnut Cabinetry & Fascia
- Amish-Crafted Natural Hardwood Cabinet Doors w/ hidden hinges and Drawers
- All Cabinet Frames are Pre-Drilled, and Screwed Together - not stapled
- Baltic Birch Drawer Construction (Real Wood)
- Deluxe Ball-Bearing Drawer Guides

PATENT PENDING Front Cap and Frame Design SPECIALLY Designed and Engineered For SHORT BED TRUCKS

- Allows for 88° Turning Radius on Short Bed, Extended Cab Trucks
- Truly Unique Aerodynamic Profile
- Painted Front Cap

EXTERIOR

- High Gloss Sidewalls
- Linc Multipurpose Wireless Remote System w/ LCD Touch Screen Operates Slides, Power Awning, Front Landing Gear and Entry Door Step Light
- ABS Hitch Cover
- Entry Door Motion Sensing Overhead Light
- Automotive Aerodynamic Styled Rear Cap w/ LED Turn Lights
- Brushed Aluminum Rear Ladder
- Outside Stereo w/ iPod hookup

UNIVERSAL DOCKING CENTER

- 12 Volt Light
- Exterior Shower with Hot & Cold Water
- Black Tank Flush System Hook Up
- City Water Hook Up with High Pressure Fresh Tank Fill
- Shielded RG-6 Coaxial Cable Hook Up
- Satellite Hook Up (Roof OR Tri-Pod)
- All Tanks Pull Handles
- Winterization Valves

LARGEST EXTERIOR STORAGE IN IT'S CLASS!

- Offering Over 140 Cubic Feet of Storage!
- Durable Diamond Flooring with Steel Tie-Downs
- Large Insulated Slam Baggage Doors
- Unobstructed Pass-Through Design
- 12V Lights
- 1 Cable Outlet / 110 V Outlet

BEDROOM

- Built-In Closet System Featuring Hanging Clothes Rods, Recessed Shelving and Built-in Dresser
- King Size Bed
- Memory Foam Pillow Top Mattress
- Two Windows in Slide for Better Air Flow (N/A in 3585)
- Tall Dresser w/4 Large Drawers
- 6'4" Bedroom Ceiling Height Throughout
- Level Floor between Bath and Bedroom

- Adjustable Reading Lights Over Bed
- Storage Shelves in Slide Room
- Deluxe Headboard Design
- Pillow Package and Comforter
- Massive Under Bed Storage
- Pull-out Storage Drawer in Steps
- 32" Deep Bedroom Electric Cable Slide Rooms (Most Models)

WALL CONSTRUCTION

- Laminated Fiberglass Sidewalls
- Double-Welded Aircraft Quality Aluminum SUPERSTRUCTURE Cage Construction
- Drip Rail w/Down Spouts
- Deluxe Power Exterior Awning

STANDARD WINDOW FEATURES

- Dark Tinted Safety Glass Windows with UV Inhibitor
- Huge Panoramic Rear Bay Window
- Huge Panoramic Windows in Dinette
- Ventilation Slider Side Windows

LAMINATED ROOF CONSTRUCTION

- 5" Welded Aluminum Frame
- Walkable Roof Decking (3/8")
- One-Piece Seamless EPDM Rubber Roof
- Radius Metal Roof Cap

LAMINATED FLOOR CONSTRUCTION

- Strong 3" Aluminum Framing
- Block Foam Insulation
- 3/8" Seamless Decking
- Thermo-Board Luan on the Bottom
- R-14 Laminated Upper Deck Floor

FRAME & LANDING GEAR

- Strong 10" I-Beam Frame w/Rust Prohibitive Coating (12" on Larger Models)
- Hydraulic Landing Gear Jacks (No Snap Pins Required)
- Heavy Duty Electric Rear Stabilizer Jacks (N/A with Six Point Auto Leveling System)

TIRES & AXLES

- Correct Track Alignment System
- Heavy-Duty E-Rated 16" Tires
- Aluminum Rims
- Spare Tire
- E-Z Flex™ Suspension System by Dexter with Quad Shocks - for the Smoothest Ride Around
- 6,000 lb. Dexter Axles with Easy-Lube™ Hubs (7,000 lb. Axles on 3370, 3570, 3755, 3875, 3455, 3585, 3610, 3685)
- 2" x 12" Nev-R-Adjust Brakes by Dexter
- Monogrammed ABS Fender Skirts

UNDERBELLY

- Seamless Corrugated Underbelly Material
- Heated and Enclosed Underbelly
- Heated and Insulated Holding Tanks & Gate Valves
- Flexfoil Insulation (R-14)

PLUMBING

- Color-Coded Plumb-PLEX™ Water Lines w/10/25 Year Warranty
- Quick & Easy Winterization System

TANK SIZE & LP GAS SYSTEM

- 75 Gallons - Fresh Water Capacity
- 135 Gallons Waste Water - 90 Gal. Grey / 45 Gal. Black
- (2) 30# LP bottles w/Auto Change Over

POWER

- 80 AMP/12V DC Power Converter
- 50 Amp Detachable Marine Cord
- Dual Battery Box (1 Battery Included)
- 110V Exterior Electrical Receptacles
- Battery Disconnect

HEATING

- Seamless One Piece In-Floor Heat Duct
- 42,000 BTU Furnace (35,000 BTU in 3010RE)
- Insulated In-Roof Air Conditioning System for Maximum Efficiency

- 15,000 BTU Air Conditioner

- Air Conditioned Stool Room

TOTAL INSULATION VALUES

- Walls - R11 *All Formaldehyde-Free
- Roof - R34 Insulation.
- Slide Room Floors- Radiant Insulation R38 Equivalent
- Main Floor - R38 • Upper Deck Floor - R14

MAIN SLIDE ROOM

- 6'5" Ceiling Height
- Hydraulic Operating System
- Selector Valves for Slide Rooms
- Double Squeegee Seals w/One-Piece Weather-proof Floor Pan.
- 12V Lights
- Cabinets Above Sofa and Dinette
- Hydraulic Manual Override System
- ENTERTAINMENT & CONNECTIONS**
- Computer Desk Station (most models)
- Decorative Glass Door Inserts
- 40", 46" or 55" LED HIGH DEFINITION TV (Depends on Model)
- Pre-wired for Winegard Trav'ler Satellite System
- Sound Bar w/ Subwoofer & Bluetooth Compatible
- Blu-ray Player w/ Wireless Smart Technology

INTERIOR STANDARDS

- All-in-One Master Control Panel with DSI Water Heater Switch, Tank Level Monitors, Slide Switches and Light Switches
- "Welcome Back Light"
- Day/Night Shades (night shades/BDRM)
- Hardwood Entry Handle
- Custom Slide Out Fascias
- Oil-Rubbed Bronze Lighting Package

LIVING ROOM

- High Back Rocker/Gliders
- Upgrade Flip & Fold Sleeper Sofa
- 110V Ceiling Fan with Light Kit

APPLIANCES AND LIGHTING

- 8 Cu.Ft Refrigerator with Hardwood Door Inserts
- 3-Burner Cook Top w/Oven
- 30" Microwave Oven Over the Range
- Boutique Pull Out Sprayer Faucet in Kitchen
- 12 Gal. Water Heater (Gas/Electric DSI)

KITCHEN

- Recessed LED Lighting
- Real Solid Surface Countertops w/ Pencil nose Edge
- BeauFlor Resilient Flooring
- 34" Deep Residential Sized Cabinets
- Toe Kicks (most models)
- Residential Size, Stainless Steel Kitchen Sink w/ Matching Solid Surface Sink Covers
- 22" Deep Residential Size Drawers
- Custom Crafted Dinette Table and 2 Chairs w/built-in storage
- Large, Deep Pantry
- Three Speed, Temperature Control Fan w/Rain Sensor

BATH AREA

- 6'4" Bath/Bed Ceiling Height Throughout
- BeauFlor Resilient Flooring
- Solid Surface Countertop with undermount sink and matching sink cover
- Large Mirrored Medicine Cabinet
- Linen Base Cabinet Storage

SHOWER

- 1-Piece Fiberglass Shower (Mega/Mini Mega Where Available)
- Elegant Glass Shower Surround
- Domed Skylight Over Shower

COMMODORE ROOM

- Power Roof Ventilation
- Dual 12V Lights with Soft Lighting Lenses
- Porcelain Commode w/Foot Flush
- Recessed Storage Shelf

BIGHORN PREMIER PACKAGE

- High Gloss Exterior Fiberglass Sidewalls
- Painted Front Cap
- Frameless Windows
- Hardwood Slideroom Facia
- Dyson Cordless Vacuum
- Recessed LED Lighting
- Exterior Stereo w/ USB Plug
- Upgraded Raised Panel Passage Doors
- Upgraded Mirrored Wardrobe Doors



Heartland Recreational Vehicles
1001 All-Pro Drive • Elkhart, IN 46514 • 574-262-5992

Community. Convenience. Close-to-home.

Where you purchase your recreational vehicle is ultimately your decision but Heartland urges you to consider buying at your local dealer. Dealers are part of your community, providing jobs and contributing to your local economy. These dealers are under obligation to provide warranty service for products they sell, but are not legally required to service products purchased from other dealers. At some point, you may need to return to the dealer you buy from - why not stay close to home? After all, home is where your Heartland is!

BENEFITS OF PURCHASING YOUR RV LOCALLY:

- You enjoy valuable relationship building with Dealer Representatives, close to your home, who will explain the features and benefits of the product.
- You receive a full product orientation prior to delivery, which includes hands-on directions for many of the coach's systems and functions. You are also introduced to the Dealership's Service/Parts/Warranty personnel who are at the ready to help you with any issues you may encounter, now and in the future.
- You enjoy customer PRIORITY. Dealerships generally service their purchasing customers first - others may experience long delays and miss opportunities to use their RV. What is it worth for you to have a dealership's full attention and motivation to satisfy you when you need service - in a timely manner?
- Valuable TAX dollars and jobs stay in YOUR community which pays for your roads, schools, police and fire departments.

DON'T UNDERESTIMATE CUSTOMER SERVICE AND PERSONAL CARE!

For Canadian Residents: If you purchase an RV out-of-country, there are additional fees, taxes and inspections that must be met before bringing your product home. Your local Canadian dealers are experts in these provisions.

Visit HEARTLAND on:



Your Authorized Heartland Dealer:

HEARTLAND PROUDLY PARTNERS WITH
THE HIGHEST QUALITY VENDORS
in manufacturing our recreational vehicles:



www.HEARTLANDRVs.com



Experience:

Product Walk-Through Videos
Side By Side Comparisons
Feature Videos • Photo Galleries
Virtual 360° Tours
Detailed Floor Plans
News • Testimonials
Dealer Locator • Owners Club
Customer Service • Service Locator
and More at our Informative Web Site



BIGHORN

BY HEARTLAND

Big Luxury... Big Value...



FACTORY DIRECT CUSTOMER SUPPORT	
LIPPERT 1-888-624-7821	SUBURBAN 1-423-775-2131
DEXTER AXLE 1-874-236-7881	B & B 1-574-239-7338
DOMETIC 1-888-887-4188	FLAIR 1-574-234-2163 ext. 114
NORCO 1-888-347-2221	SEAT TECH 1-574-312-7381
SHUR-LO 1-800-854-3291	PRAXIS 1-574-266-6400
THETFORD 1-800-453-1219	ONAN 1-800-888-6626
KIB 1-800-230-7881	CAREFREE 1-800-422-0230
TRETT TIRE 1-888-443-8900	COLLINS & CO. 1-574-648-1110
A.S.A. 1-800-488-3110	WHIRLPOOL 1-800-545-9086 ext. 5
PROGRESSIVE 1-289-781-4241	NORCOLD 1-800-543-1219
CHENG 1-877-294-8987	WAY 1-877-294-8987
ATWOOD 1-888-888-3110	INTERLOOM 1-574-871-4480
MIDWEST SALES & SERVICE 1-888-773-7282	PATRICK 1-874-265-0223

**Call Direct,
Fast Results!
800# LABEL
IN EVERY HEARTLAND**

We provide a convenient sticker in each coach listing the warranty phone numbers of our most common vendor partners so that if you choose to, you may work directly with them to more quickly resolve issues or obtain replacement items.



**HEARTLAND
CUSTOMER SERVICE
WE'VE GOT YOUR BACK!**

Over 40 men and women located in a dedicated facility servicing our customers every day. With a dealer network of over 400 locations across the U.S. and Canada, you're never far from an authorized Heartland dealer.

Product information is as accurate as possible as of the date of publication of this brochure. Due to Heartland's commitment to continuous product improvement - floorplans, materials, components, features, specifications, options, etc. are subject to change without notice or obligation to Heartland Recreational Vehicles. Product information and specifications apply to coaches beginning with serial number 273636.

Tow Vehicle Caution: Owners of Heartland recreational vehicles are solely responsible for the selection and proper use of tow vehicles. All customers should consult with a motor vehicle manufacturer or their dealer concerning the purchase and use of suitable tow vehicles for Heartland products. Heartland disclaims any liability or damages suffered as a result of the selection, operation, use or misuse of a tow vehicle. Heartland's limited warranty does not cover damage to the recreational vehicle or the tow vehicle as a result of the selection of the tow vehicle. See your nearest Heartland dealer to review a current model.